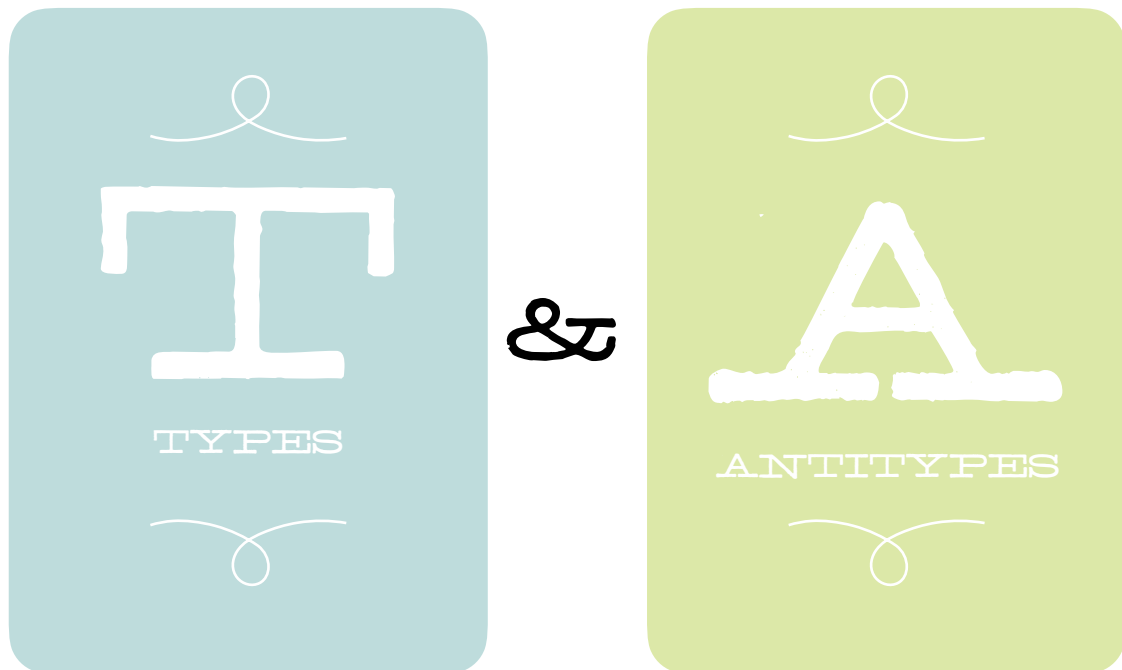


AN INTRODUCTION TO

.....



.....

FOR CHILDREN

TEACHER HANDBOOK

THE BEGINNING OF A SERIES:
FOUNDATIONS FOR THE KINGDOM

LETTER TO TEACHERS AND PARENTS :

.....

This curriculum was written for a church Sunday school setting for the ages of 5-12 year olds, with a main lesson on Sunday and follow up lesson or activity on Wednesday, or whatever night you may meet together again. It is also hoped that this curriculum could be used by families at home.

This is intended to be an introduction only to Types. There is no way that all Types could be covered in one curriculum. The objective for this curriculum is to learn what Types and Antitypes are, and then study a selection of Types from the Bible to illustrate them.

As the lessons are meant to teach about Types, there are also are four ways presented in which to teach/work on Types with children: the Types Task Sheet, writing 'as and so' statements, parallel drawing of comic strip-like scenes, and parallel hand motions. These can hopefully be tools for equipping teachers and parents to continue to talk about Types together as they train and instruct their children at church and in their home.

This curriculum has been written to be fully scripted. There is a lot of repetition worked into the material as well as a range of different activities to hopefully meet different age levels and learning styles.

We hope and pray that your children will gain an understanding of Types and Antitypes that will serve them for greater understanding and interpretation as they grow and mature in their study of the word of God.

TABLE OF CONTENTS

.....

lesson 1 There are Two Main Focuses of Scripture-The Seventh Day-1

lesson 2 There are Two Main Focuses of Scripture-The Seventh Day-2

lesson 3 There are Two Main Focuses of Scripture-Jesus Christ

lesson 4 Defining a Type Part 1

lesson 5 Defining a Type Part 2

lesson 6 A Type is a Person-Isaac

lesson 7 A Type is a person-Joseph Part 1

lesson 8 A Type is a Person-Joseph Part 2

lesson 9 A Type is a Place-Egypt

lesson 10 A Type is a Thing Part 1

lesson 11 A Type is a Thing Part 2

lesson 12 A Type is an Event-The Sabbath

lesson 13 Wrapping Up Types

A **TYPE** IS
SOMETHING
THAT POINTS 
TO SOMETHING ELSE
A TYPE CAN BE SEEN
IN A:

PERSON



PLACE



THING



EVENT



FROM THE BIBLE

LESSON 1 : There are Two Main Focuses of Scripture-The Seventh Day Part 1

main idea: THE TWO MAIN FOCUSES OF SCRIPTURE ARE THE SEVENTH DAY AND JESUS CHRIST. WE WILL WORK THROUGH SCRIPTURE TO SEE WHY. THE SEVENTH DAY IS THE MILLENNIAL KINGDOM,

materials: BIBLES
WHITE BOARD AND DRY ERASE MARKER
BIBLICAL TIMELINE, ONE PER CHILD AND TEACHER
TWO MAIN FOCUSES OF SCRIPTURE COLORING SHEET

teacher: Lets pull out our Bibles and look at them for a second, Who wrote the Bible?

student: (Depending on their answer—men, or God, ask the correct follow up question.)

teacher: Did they just think up these Words? OR Did God write them down with pen and paper?

student: Answers may vary.

teacher: God gave them the words to say.

Do you know that this is the only book that God gave us? That means that everything He wants us to know can be found in it. It is His revelation to us. That means He revealed to men what He wanted to say so that we could have it.

There is a verse that explains this, found in the New Testament,

2 Peter 1:20, "Knowing this first, that no prophecy of Scripture is of any private interpretation, for prophecy never came by the will of man, but holy men of God spoke as they were moved by the Spirit."

This means that just as a sailboat is directed by the wind and is then able to move through the water, so God, by the Holy Spirit, directed these men, in the words that they were to write down. The thoughts that are in the Bible did not just come from any man. They were not man's original ideas. They came from God.

And His Word is marvelous!!! We will be learning so much together about His Word and how He has put it together for us to understand it.

Today we are going to learn two things that God focuses on in the Bible, and then talk mostly about the first one today, and the second one next time.

(Have everyone pick up their Bibles and hold them up and fan through the pages.) There are a lot of pages! It may take a long time to read all of it wouldn't it?

Did you know that in this Bible, there are lots of stories about real people and the things that happened to them, and there are Psalms which are poetry that people used to sing, there are things called prophecies that reveal what will happen in the future, and the things that Jesus said while He was on earth, written by some of the men that were with Him every day. And so much more!

Did you know that God focuses on two main things throughout His Word?

(Have children fan through their Bibles again, you doing it as well)

Repeat, "throughout ALL of these pages, ALL of them, there are two main things that God focuses on?! (this is what we are emphasizing)

Before I tell you, lets brainstorm, some answers. What do you think they might be?

student: They might say anything, Jesus, cross, redemption, God, God's love...

teacher: Great thinking! But the two things that God focuses on in Scripture are The Seventh Day, and Jesus.

Lets say that together.

together: The two things that God focuses on in Scripture are The Seventh Day and Jesus.

teacher: Today we are going to talk about the Seventh Day. You might be asking, what is the Seventh day? Is that Saturday, because its the seventh day of the week?

It's certainly not just Saturday!

Do you guys remember how many days God spent to restore the earth?

student: They may say 6 or 7.

teacher: That's right, it was six days of work of restoration and on the seventh day He rested, and did not work.

Do you remember why we say restore instead of create?

student: Yes or no.

teacher: It's because of what happened after the first verse in Genesis, but before the 2nd verse.

Genesis 1:1 "In the beginning God created the Heavens and the Earth..."

God created an angel who was the greatest angel and he was given the name Lucifer. He was wonderful and beautiful until he desired to raise himself above God.

Read Isaiah 14:13, "For you have said in your heart: 'I will ascend in to heaven, I will exalt my throne above the stars of God; I will also sit on the mount of the congregation on the farthest sides of the north; I will ascend above the heights of the clouds, I will be like the Most High.'"

Lucifer was set as the ruling angel over the earth, but because of his sin, the Bible describes that he fell, and a group of rebellious angels followed him, about 1/3 of all the angels. This means that he no longer ruled in the way that God had wanted him too. He became a rebellious ruler.

Lucifer is now called Satan and is still the ruler over the earth. Because of what he did though, the earth was corrupt and left in a ruined state.

The Bible tells us this in Genesis 1:1-2 In the beginning God created the heavens and the earth. The earth was (lit. became) without form, and void; and darkness was on the face of the deep. And the Spirit of God was hovering over the face of the waters."

So the earth became "without form and void" or in ruin why?

student: Because of Satan's rebellion.

teacher: God then took 6 days to restore the earth. What are some of the things God did or created in those six days to restore order to the earth?

student: Light, land, animals...

teacher: Thats right, (Add whatever may have been missed if necessary, sun, moon, stars, birds, fish, land animals, plants...)

And again what did God do on the seventh day?

student: He rested.

teacher: Do you remember what day God created man and woman?

student: Day six.

teacher: What were their names?

student: Adam and Eve

teacher: Yes, that wasn't meant to be a trick question, but lets note that in Genesis 1, she is not called Eve yet, she is called, Woman. That will be important for us to be clear on as we study Types for this passage at a later time. Let's read in Genesis 1 about them.

Genesis 1:26, "Then God said, "Let Us make man in Our image, according to Our likeness; let them have dominion over the fish of the sea, over the birds of the air, and over the cattle, over all the earth and over every creeping thing that creeps on the earth."

But then they disobeyed God by eating from what tree?

student: Tree of the knowledge of good and evil.

teacher: Yes, and that caused them to "fall." They were supposed to rule over the earth in the way that God intended them too, and now even the earth was brought under a curse because of their sin. So God had to restore a ruined creation once again.

How many days did He take to do it in Genesis chapter one the first time?

student: 6.

teacher: Right, and again, on the seventh day God did what?

student: He rested.

teacher: Yes. And these seven days became a pattern. Who knows what a pattern is?

student: Something that repeats itself.

teacher: Draw a pattern on the white board; circle, square, triangle, circle, square, triangle, circle, ...what comes next? and then?

student: Square, Triangle.

teacher: So, if the seven days of restoration in Genesis became a pattern, that means that they will be repeated again.

REPEAT THIS: "If the seven days of restoration in Genesis become a pattern, that means that they will be repeated again."

Now let's look at where they get repeated in the Bible.

God will take another six days to restore the presently ruined creation and He will again rest on the seventh day.

But there is something different about the second restoration. Instead of each day being 24 hours, it will be 1,000 years.

That means that if God took six days to restore a ruined creation the first time, BECAUSE HE FOLLOWS THE PATTERN, then it will be 6,000 years to restore the ruined creation this second time.

2 Peter 3:8-9 But, beloved, do not forget this one thing, that with the Lord one day is as a thousand years, and a thousand years as one day. The Lord is not slack concerning His promise, as some count slackness, but is longsuffering toward us, not willing that any should perish but that all should come to repentance.

VISUAL—Biblical timeline strips. Point out the days are the same length. Point out first restoration (bottom line), and second restoration (top line).

Touch it on your timelines. Trace it on your timelines with your finger.

There will be a seventh day of rest in the future. In the Bible it is called the Seventh Day, or the Kingdom, or the Lord's Day, or Christ's Kingdom, or the Millennial Kingdom. It will be a time when Christ will rule over the earth. Satan is ruling now, but the crown which Satan wears will be removed, and then Jesus will wear that crown.

Jesus will rule with man over the earth, because that was part of the plan from the beginning in Genesis.

His Kingdom or the Seventh Day will last for 1,000 years. This will still be an actual amount of time. Days will be 24 hours long, babies will still be born,... people will be living on this earth, but the difference will be that instead of Satan ruling with rebellious angels, Christ will be ruling with faithful Christians in the heavens and the Jews on the earth that had been or are faithful.

HAVE CHILDREN COLOR TWO MAIN FOCUSES OF SCRIPTURE SHEET.

IF THERE IS EXTRA TIME, LET THE CHILDREN MAKE PATTERNS OF SHAPES ON the back of the coloring sheet.

The Two Main Focuses of Scripture are:

The
Seventh Day

and

Jesus



LESSON 2 : There are Two Main Focuses of Scripture-The Seventh Day Part 2

main idea: THE TWO MAIN FOCUSES OF SCRIPTURE ARE THE SEVENTH DAY AND JESUS CHRIST. WE WILL WORK THROUGH SCRIPTURE TO SEE WHY. THE SEVENTH DAY IS THE MILLENNIAL KINGDOM,

materials: BIBLES
BIBLICAL TIMELINE, ONE PER CHILD AND TEACHER
CIRCLES WORKSHEET

teacher: Review questions: What is the focus of Scripture?

student: The two things that God focuses on in Scripture are The Seventh Day and Jesus Christ.

teacher: Who was the first ruler over the earth and what happened to him?

student: Lucifer/Satan who was the highest angel. He rebelled against the Lord and 1/3 of the angels followed him. (any form of something like this)

teacher: Who was supposed to be the second ruler(s) to replace Satan and what happened to them?

student: Adam and the Woman. They ate from the tree of the knowledge of good and evil and were disqualified from ruling.

teacher: What happens now? Let's find out.

Remember that seven days of restoration and creation were a pattern?

The time following Adam and Eve's fall is the restoration and we are still in that part today. We are a part of day 6. (refer to timelines to demonstrate)

God then called a man named Abraham for the purpose of creating a group of people whom God would establish His rule on the earth through.

Genesis 12:1-3 "Now the Lord had said to Abraham: "Get out of your country, From your family And from your father's house to a land that I will show you. I will make you a great nation; I will bless you and make your name great; And you shall be a blessing. I will bless those who bless you, And I will curse him who curses you; And in you all the families of the earth shall be blessed."

God chose to use Abraham because God was going to make a new creation, a new nation, the nation of Israel. It is this new nation, the descendants of Abraham, who would rule over the other nations of the earth. That means they would be God's special people whom He would set above the other peoples. These people are most often called the Israelites, or the Jews, in the Bible. They are God's chosen people.

Deuteronomy 28:13 "And the Lord will make you the head and not the tail; you shall be above only, and not be beneath, if you heed the commandments of the Lord your God, which I command you today, and are careful to observe them."

So they are God's special people. Set apart. To rule over the other nations of the earth, with God as their ultimate leader.

God also planned to give them a land. A land that was also set apart, just for them. This land was not meant for any other nations to live in. It was called the Promised Land, because it was the land promised to Abraham.

Then, later on God used Moses to give the Israelites laws to live by. We find parts of the Law in Exodus through Deuteronomy. (Refer all children to time line and point where Moses would have been and the giving of the Law.)

The Law would have been the 10 Commandments and many more instructions as to how His chosen people were to live. They were to be different from the other nations, set apart for God and for His Kingdom. So they had different rules than other nations.

The Israelites could only stay in that land if they obeyed the Law. If they were disobedient, God would not allow them to continue to live in that land.

So we see God continuing to focus on the Seventh Day, because the Seventh Day means, that Jesus and His rulers are all set in place to rule as God intended. He was establishing the Jewish Nation in order to establish His reign!

But unfortunately throughout much of the Old Testament we see that the Jews were not faithful to God. Time after time they failed to keep the Law that Moses had given them, and so later God sent His Son Jesus to give them the offer of ruling and reigning with Him again! Surely they would listen to His Son!

And if they did then God would have been able to establish His Kingdom with them as head of the nations.

So Jesus came, as a common man, and lived among men. He grew up and began to teach the Jews that the Kingdom of the Heavens was at hand.

Matthew 4:17, From that time Jesus began to preach and to say, "Repent, for the kingdom of heaven is at hand."

He even performed signs and miracles to show them that He was the Son of God.

Can any of you think of some of the signs or wonders Jesus did when He was on the earth?

student: Variety of answers will be fine. Heal people, raise people from the dead.

teacher: Good! Thats right!! So do you think that they listened to Jesus and believed that He was God's Son, Who had come to set up His Kingdom if they believed?

student: Yes or no.

teacher: Unfortunately no again!!!! The Jews not only rejected this offer, but they rejected Jesus, which really can almost be seen as the same thing. And they ordered Jesus to be killed on the cross.

So do you think all hopes of God establishing His Kingdom were lost?

Never!!!

Always with the focus of the Seventh Day, the Kingdom, in God's plans, there came another new creation, created by God who would rule with Christ if they were faithful.

Christians! Now, it is not just the Jews who will have a part in ruling and reigning. God is offering that through Jesus, the Word made flesh, to people who were not Jews. The Bible calls them Gentiles-people who are not Jews. And if a Gentile believes on Jesus Christ he is no longer a Gentile but considered a new creation, a Christian in God's eyes. And at present, if a Jew believes on the Lord Jesus Christ he becomes a Christian as well.

Now Christians also have the chance to be a part of ruling and reigning with Christ in the seventh day. But they were only offered rulership from the heavens, whereas it will only ever be the Jews who will reign from the earth.

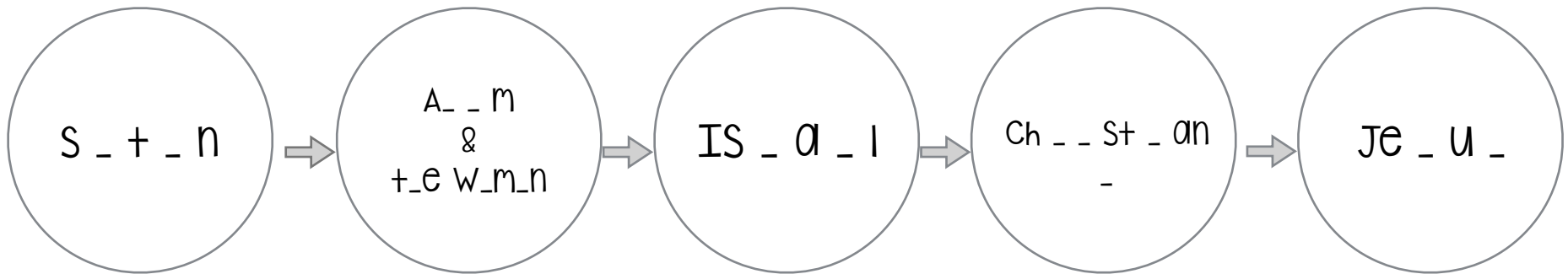
You see God's plans throughout history and the future always have to do with those people that He will set aside for rulership with Him.

ALL OF SCRIPTURE FOCUSES ON THE SEVENTH DAY.

Have them fill in the circle worksheet which is a summary of this lesson.

Genesis 1:26

Then God said, "Let us make man in our image, according to our likeness; let them have dominion over the fish of the sea, over the birds of the air, and over the cattle, over all the earth and over every creeping thing that creeps on the earth."



Fill in the missing blanks for these names. These are the names of people, or groups of people that God offered rulership over the earth to. When one became disqualified He made a new creation. The last circle contains the one who will be ruler of all in the seventh day.

Color in the circles when you are finished.

LESSON 3 : There are Two Main Focuses of Scripture-Jesus Christ

main idea: THE TWO MAIN FOCUSES OF SCRIPTURE ARE THE SEVENTH DAY AND JESUS CHRIST. JESUS IS THE CENTRAL FIGURE OF SCRIPTURE.

materials: BIBLES
TIMELINE, ONE PER CHILD AND ONE FOR TEACHER
ROAD TO EMMANUS COLORING SHEET

teacher: Lets say/sing our phrase together about the focus of Scripture: The two main focuses of Scripture are The Seventh Day and Jesus Christ.

We have spent the last two weeks looking at the focus of the Seventh Day.

Lets review a tiny bit. Who did God originally appoint as ruler over the earth?

student: Satan. (Lucifer)

teacher: After Satan rebelled and some angels with him, God restored the ruined earth. He then created two people that were to rule over the earth, who were they?

student: Adam and the Women.

teacher: Remember that we want to get in the habit of saying Adam and the Woman because she was not named Eve until after the fall. That will probably be a new way for us to be thinking about it, but it is important to accurately state what is recorded in Genesis 2. Were they faithful?

student: No.

teacher: Why not, what did they do to be disqualified?

student: Ate from the tree of the Knowledge of Good and Evil.

teacher: So then who or what did God create (a bit later on)?

student: Nation of Israel.

teacher: What did God want them to do?

student: Be the head of the nations.

teacher: Were they faithful?

student: No.

teacher: So Who did God send later?...if they have trouble, ask who was God's son?

student: Jesus.

teacher: Did the Jews accept the offer of the Kingdom, and did they recognize Jesus as God's Son?

student: The Jews as a whole did not accept the offer and most did not recognize Jesus as God's Son, but there were some that did.

teacher: So God made another new creation to rule over the heavenly portion of the Kingdom, who were they?

student: Christians.

teacher: Yes. Now, about the Kingdom, how long will the Kingdom last?

student: 1000 years.

teacher: Who will be the King of this kingdom?

student: Jesus!

teacher: Who will reign from the heavens?

student: Faithful Christians

teacher: Who will reign from the earth?

student: Faithful Jews.

Good, that is a lot to have learned and we will continue to understand more and more about all of that. Today we are going to look at the second focus in Scripture, Jesus Christ.

Lets all hold up our Bibles.

(Fan through the pages and remark on how many there are. Have the children find the New Testament.)

This is the New Testament, this is the place in the Bible where we see that Jesus is sent by God to mankind. We see what He did and the things that He said.

And then beyond the 4 gospels, which are Matthew, Mark, Luke, and John, are the Epistles that are letters written to the church that talk a lot about Jesus and the work that He did on earth and the things that He said. They also give us instructions on how we should live a life of faith that is pleasing to the Lord.

(Hold your Bibles so that you can separate the New Testament from the Old so that the children can see the difference in size of each testament, and have them do the same.)

Ask them which Testament is bigger the New or the Old?

Old.

Talk about the Old briefly. The Old contains the account of creation/restoration, the flood, the ten plagues, David and Goliath, Psalms and prophecies and many more things, all the things God wanted recorded before His Son was sent.

Did you know that even though Jesus was not sent until this part (touch or hold pages of the New Testament) all of this part (touch or hold up pages of the Old Testament) is about Jesus too? ALL OF IT!

Lets look at Luke 24: 25-27 together. We are about to look at an account of Jesus walking with two men who were on their way to a town called Emmaus. Jesus had been crucified three days earlier and He had just raised from the dead but they did not recognize Him yet. The men thought they were just talking to another Jewish man about Jesus' death.

Luke 24:25-27, "Then He said to them, "O foolish ones, and slow of heart to believe in all that the prophets have spoken! Ought not the Christ to have suffered these things and to enter into His glory?" And beginning at Moses and

all the Prophets, He expounded to them in all the Scriptures the things concerning Himself.”

(As before, but just teacher this time, hold Bible up to show Pentateuch written by Moses, and prophecies for the rest of the Old Testament.)

Is that all of the Old Testament?

Yes!

And Jesus is explaining to these men how all those Scriptures are about Him. At the end of their talk with Jesus these men are finally able to recognize Jesus as the Son of God.

When God the Father has a Son, it means something special. If God is the Ruler of all, His children will then be rulers. Let's think about the Queen of England for a moment. She was the daughter of a king and when her father died she became queen. She was married and has children. She had a son, what is the son of a queen called?

student: A Prince

teacher: And what would the daughter of a queen be called?

student: A Princess

teacher: Yes, they are royalty because of their relation to the queen. They are children in a royal family. It is the same with Jesus, as God is His Father, Jesus is the Firstborn Son of God and He is royalty!!! He is in a royal family. That means that He will inherit all that is God the Father's. He will be ruler over the earth in the future. As we have learned that the Millennial Kingdom is one of the main focuses of Scripture, we must also learn that Jesus is also a focus of scripture because He is to be the ruler of that very Kingdom. It would make sense to make the Son of God a main focus of Scripture because He is to be the ruler of the Kingdom that Scripture talks so much about. Lets look at some of the verses that talk about this.

In Isaiah 9:6, this is prophesied of Jesus, “For unto us a Child is born, Unto us a Son is given; And the government will be upon His shoulder. And His name will be called Wonderful, Counselor, Mighty God, Everlasting Father, Prince of Peace.

Of the increase of His government and peace There will be no end, Upon the throne of David and over His kingdom, To order it and establish it with judgment and justice From that time forward, even forever. The zeal of the Lord of hosts will perform this.”

When it says government that means rulership. There will be no end to His rulership.

And Revelation 19:16, ‘And He has on His robe and on His thigh a name written: KING OF KINGS AND LORD OF LORDS.”

Revelation 11:15, “Then the seventh angel sounded: And there were loud voices in heaven, saying, “The kingdoms of this world have become the kingdoms of our Lord and of His Christ, and He shall reign forever and ever!”

We must note that Jesus will be ruler over the earth as King of Kings and Lord of Lords in the Seventh Day as we can see on our timeline over here (refer to timeline and have children look at theirs as well pointing to the 7th day). That will happen in the future at the end of our timeline, because as we remember Satan is ruler over the earth right now. But Jesus, the Son of God is the rightful ruler, waiting for God’s plans and perfect timing.

Jesus Christ is the main focus of scripture along with the Seventh Day. All of the Bible is about Him. All of it. We must never forget that as we read different stories or Psalms or Epistles. They all point to Him, Who is the Son of God, the King Who came once, and Who is coming again.

Moses

Genesis
Exodus
Leviticus
Numbers
Deuteronomy

Prophets

Isaiah	Amos	Haggai
Jeremiah	Obadiah	Zechariah
Lamentations	Jonah	Malachi
Ezekiel	Micah	
Daniel	Nahum	
Hosea	Habakkuk	
Joel	Zephaniah	

Scriptures

Joshua	Nehemiah
Judges	Esther
Ruth	Job
1,2 Samuel	Psalms
1,2 Kings	Proverbs
1,2 Chronicles	Ecclesiastes
Ezra	Song of Solomon



Luke 24:27; And beginning at Moses and all the prophets, he expounded to them in all the Scriptures the things concerning Himself.

LESSON 4 : Defining a Type

main idea: INTRODUCE THE DEFINITION OF A TYPE. EXPLAIN TYPE.

materials: BIBLES

WHITE BOARD AND DRY ERASE MARKER

1 STACK OF TYPES FLASH CARDS

TYPES DEFINITION 'POSTER' AND CARD FOR EACH CHILD

WORKSHEET

TYPES DEFINITION POSTER FOR HANGING IN CLASS

(Before you begin, write the definition of a Type on the white board, to be referenced later in the lesson.)

Review:

teacher: We have learned that there are two focuses in Scripture, what are they?

student: The Seventh Day and Jesus Christ

teacher: What is the Seventh Day?

student: It is the Kingdom of Jesus Christ, it will last 1,000 years, it is the final 1,000 years in the time line.

teacher: Good! Well, today we are going to keep those two things in mind as we learn about something in the Bible called a Type.

Have any of you heard that word before?

student: Yes or no.

teacher: We are going to learn the definition of a Type together and talk about it today.

Im going to say the definition 3 times and you guys listen. And then we are going to try to say it together.

"A type is something that points to something else, a type can be seen in a person, place, thing, or event in the Bible."

Kids try to repeat. Break it into smaller phrases, teacher saying parts, pointing at themselves, kids repeat those parts when you point at them. (There is no expectation that we will memorize it perfectly this week. The goal is to memorize this in song format though by the end of the unit.)

Refer to definition on board as well, so the kids can read along as needed at first. Do not erase, this will be used near the end of the lesson.

God uses Types all throughout the Bible. So that means that there are Types in the Old Testament and Types in the New Testament. A type is a picture of something. Sometimes a Type is something that will come/happen in the future. God uses the real people, places, things, or events that happened in Bible to give us a picture beforehand of something that will come or happen in the future.

We actually saw it a few weeks ago when we studied Genesis 1 and the 6 days of creation/restoration. And what did God do on the 7th day?...we are getting very very familiar with that right?

student: Rest

teacher: Yes, on the 7th day God rested. That 7th day in Genesis 1 is an EVENT that is a type. Remember a Type can be a person, place, thing, or event. The 7th day in Genesis is an EVENT.

The 7th day that God rested is a picture of Christ's coming Kingdom.

The 7th day that God rested on in Genesis happens way, way, way, before Christ's Kingdom will come, but God revealed that picture to us in the second chapter of the very first book of the Bible.

And it teaches us something about that future Kingdom. As the 7th day came after 6 days of restoration work on a ruined creation, so Christ's Kingdom will come after 6,000 years of restoration work on the earth.

(point to time line)

Lets say the definition of a Type together again, have them stand up and say together just to get them moving a bit:

"A type is something that points to something else, a type can be seen in a person, place, thing, or event in the Bible."

So the definition says that types point to something. Everyone point with me and say "Types point to something" while we point.

I am going to hand you each a card with something on it. (have stack of Type flash cards and hand one out to each child, it doesn't matter which ones are pulled, its just important that each child holds something that is actually a Type.)

Give them a moment to look at the card. Then go around the class. If they can read, have them read their card, if not read it for them. For each card and child say for example, "Gabe has Adam, Adam is a Type that points to someone else," while you say it point-arm extended long as if pointing out the window, not just pointing with your finger.

Have the class point with you as you go around and point, saying the name of the image on the Type flash card _____ points to something or someone else.

You can repeat this by giving them several cards each and running through the exercise again. Collect the cards.

teacher: Types are so so important. The Bible is full of them and so, it is so, so important that we know what they mean.

Turn to the Types definition poster sheet (green with white print, a copy of which is at the front of this handbook adjacent to page 1). Children can color in the tiny icons on the side if they wish.

Pass out mini cards that they can stick in their Bibles or wallets.

If time permits, say/read the definition of Types on the board, erasing one word at a time from the board until it is memorized... let the children or student come up one at a time to erase a word, saying the definition again without the word, and keep repeating this until all words are gone and they can say it by heart.

LESSON 5 : Defining a Type Further

main idea: DEFINE TYPE. A TYPE HAS A CORRESPONDING ANTITYPE.

materials: BIBLES

BIBLE SHEET PAGE WITH 1 CORINTHIANS 10 VERSE
COLORED PENCILS OR MARKERS

TYPE-ANTITYPE PUZZLE PIECE ACTIVITY-*TEACHER

MUST CUT OUT BEFORE CLASS BEGINS.*

teacher: What is a Type? Can anyone say it or sing it?

"A type is something that points to something else, a type can be seen in a person, place, thing, or event in the Bible."

Have class repeat it together as many times as you feel necessary depending on how much they remember it.

What do Types do? (if that is not clear to them then ask Why does God uses Types?)

student: Types point to something else. They teach us something.

teacher: Good. We are going to try to understand Types a little bit more today. There are so many Types in the Bible and it is important that we understand what they are so that we can begin to spot them and learn from them.

Get out your Bibles and we are going to read some verses from 1 Corinthians 10. 1 Corinthians is in the New Testament.

But before we start I want to have you do something. When you hear the word **Types** in the verses I read, I want you to raise your hand. So shoot it up into the air, and I will give you a thumbs up as I keep reading and you can then put your hand back down. You are going to hear it TWO TIMES so see if you can catch both.

So, what word are we listening for?

TYPES.

Good, lets read: 1 Corinthians 10:

“All (the Children of Israel) ate the same spiritual food, and all drank the same spiritual drink. For they drank of that spiritual Rock that followed them, and that Rock was Christ. But with most of them God was not well pleased, for their bodies were scattered in the wilderness. Now these things became our TYPES, to the intent that we should not lust after evil things as they also lusted. And do not become idolaters as were some of them. As it is written “the people sat down to drink, and rose up to play.” Nor let us commit sexual immorality, as some of them did, and in one day twenty-three thousand fell; nor let us tempt Christ, as some of them also tempted, and were destroyed by serpents; nor complain, as some of them also complained, and were destroyed by the destroyer. Now all these things happen to them as TYPES, and they were written for our admonition, upon whom the ends of the ages have come.”

Good job! So we heard that word “Types.”

Lets pull out our Bible page sheet that looks like a Bible, and it will have the verse on it that we just read. We are going to color code some words from these verses.

We need to get a pink marker or colored pencil and we are going to color pink over the word type that we see in these verses. Good, now that word stands out.

Now I want us to color over the word “all” and “Children of Israel” which are in parenthesis. Lets use orange.

Ok, now find “spiritual Rock” and we will color that green. The spiritual rock is a thing. That is the second item listed in our types definition and song.

And from “as it is written” all the way to “destroyed by the destroyer,” we are going to color that blue because we could call those things events. Those are things that the Children of

Israel did, or things that happened to them, like they were tempted, and destroyed by serpents, they complained and things like that.

So those things that we color coded are Types. And they are like warnings for us as the verse says. They give us a spiritual lesson that we need to pay attention to.

You know how we have learned, "A type is something that points to something else..." There is a name for what a type points to.

It is called the ANTITYPE. The Antitype is the actual thing that the TYPE points to.

Say that word with me "ANTITYPE"

So a Type is something that points to something else. And that something else is CALLED the ANTITYPE.

Remember these are words that we probably didn't know before but as we continue to learn about types they will become familiar to us.

And also remember a Type is a person, place, thing, or event from the Bible. An Antitype can also be a person place thing or event from the Bible.

Think of types as a puzzle that has only 2 pieces.

Show example.

Lets say this is the Type-hold up one piece. Now there must be a proper piece that corresponds to this so that they can attach together to form a complete picture.

Hold up and attach other piece or do on the table so all can see.

Touch the Type piece and say, "a Type is something that points to something else"-and touch the corresponding antitype piece.

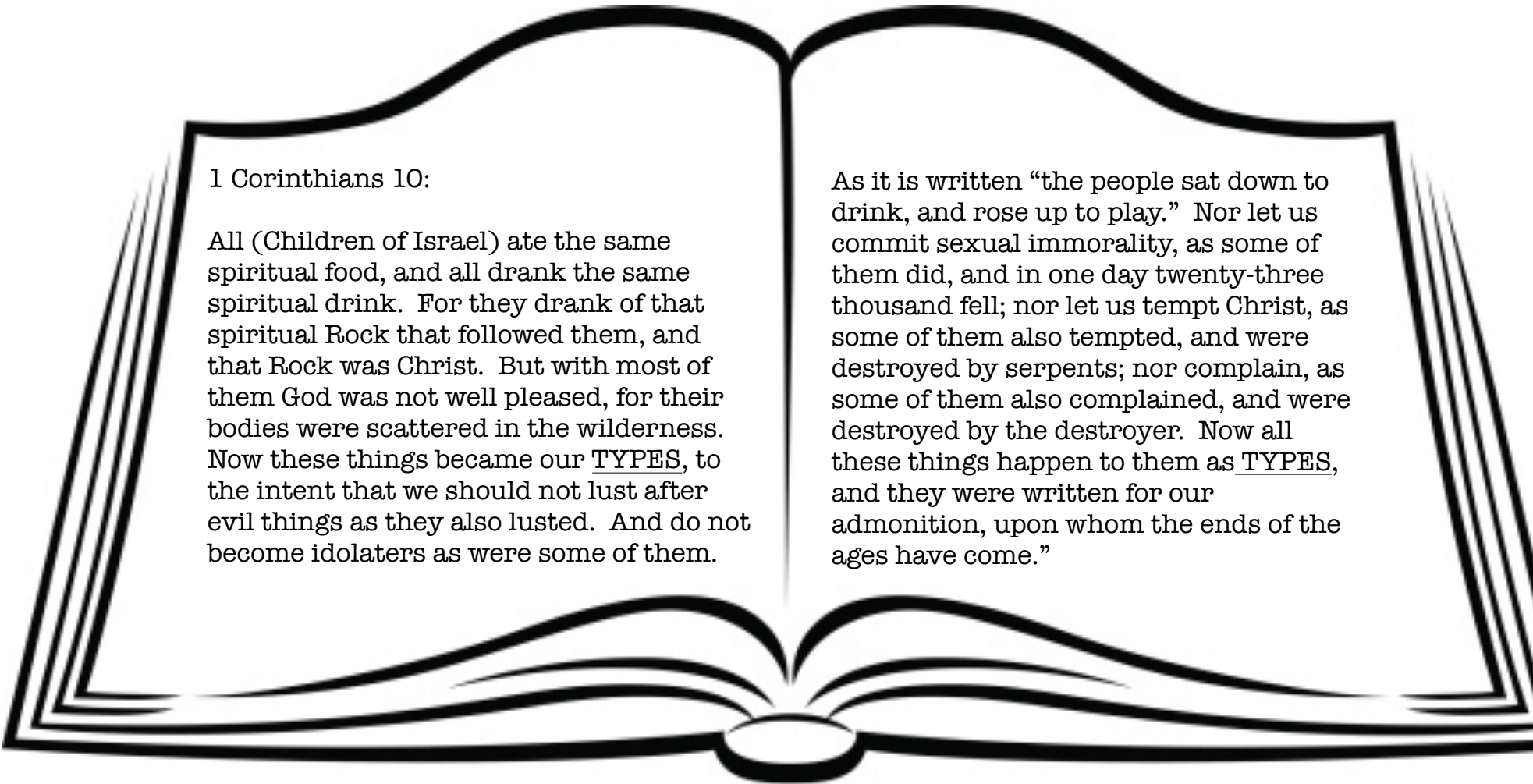
So Types are one side which are often historical, and Antitypes are the other side which often come in the future.

Lets say/sing the definition one more time and point when we say point in the song.

Have children do puzzle piece activity.

Intro to Types Lesson 5 puzzle activity sheet.

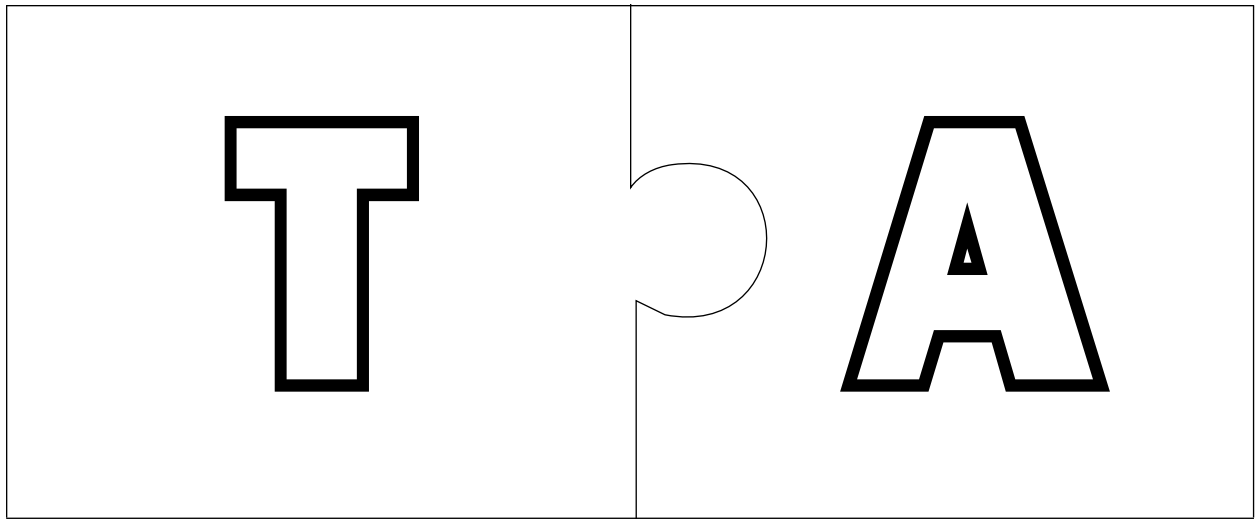
The 't' stands for Type and the 'a' stands for Antitype.
Color each side and letter and cut out and enjoy your little puzzle.



1 Corinthians 10:

All (Children of Israel) ate the same spiritual food, and all drank the same spiritual drink. For they drank of that spiritual Rock that followed them, and that Rock was Christ. But with most of them God was not well pleased, for their bodies were scattered in the wilderness. Now these things became our TYPES, to the intent that we should not lust after evil things as they also lusted. And do not become idolaters as were some of them.

As it is written “the people sat down to drink, and rose up to play.” Nor let us commit sexual immorality, as some of them did, and in one day twenty-three thousand fell; nor let us tempt Christ, as some of them also tempted, and were destroyed by serpents; nor complain, as some of them also complained, and were destroyed by the destroyer. Now all these things happen to them as TYPES, and they were written for our admonition, upon whom the ends of the ages have come.”



LESSON 6 : A Type is a Person-Isaac

main idea: A PERSON CAN BE A TYPE. ISAAC IS A TYPE OF CHRIST.

materials: BIBLES
TYPES TASK SHEET FOR EACH CHILD
MASTER TYPES TASK SHEET FOR TEACHER
POSSIBLY CANDY FOR LISTENING WELL TO THE LARGE PORTIONS OF SCRIPTURE AS A REWARD

NOTE TO TEACHERS: UNDERLINED WORDS IN THIS LESSON INDICATE THOSE WORDS WHICH NEED TO BE WRITTEN ON THE TYPES TASK SHEET.

teacher: We have learned that (say or sing all together) "A type is something that points to something else, a type can be seen in a person, place, thing, or event in the Bible."

And today and next week we are going to focus on people in the Bible that are types. And we will start with Isaac.

Do you remember who he was? Who were Isaac's parents?

student: Abraham and Sarah

teacher: Yes, God had called Abraham to be the father of many nations, to set apart a group of people that would be an incredibly important part of His plans. I'm going to be reading small chunks of this story to you. You will be listening for a bit so let be the best listeners we can be.

Genesis 12:1-3 says: "Get out of your country, From your family and from your father's house, to a land that I will show you. I will make you a great nation; I will bless you and make your name great; And you shall be a blessing. I will bless those who bless you, And I will curse him who curses you; And in you all the families of the earth shall be blessed."

Genesis 15:5-6 "Then He brought him outside and said, "Look now toward heaven, and count the stars if you are able to number them." And He said to him, "So shall your descendants be." And he believed in the Lord, and He accounted it to him for righteousness."

Genesis 17:15-17 "Then God said to Abraham, "As for Sarai your wife, you shall not call her name Sarai, but Sarah shall be her name. And I will bless her and also give you a son by her; then I will bless her, and she shall be a mother of nations; kings of peoples shall be from her." Then Abraham fell on his face and laughed, and said in his heart, "Shall a child be born to a man who is one hundred years old? And shall Sarah, who is ninety years old, bear a child?"

Then after all of these promises God told Abraham to go to a mountain and sacrifice or kill his son Isaac, the son of promise.

Genesis 22:1-19 " Now it came to pass after these things that God tested Abraham, and said to him, "Abraham!" And he said, "Here I am." Then He said, "Take now your son, your only son Isaac, whom you love, and go to the land of Moriah, and offer him there as a burnt offering on one of the mountains of which I shall tell you. So Abraham rose early in the morning and saddled his donkey, and took two of his young men with him, and Isaac his son; and he split the wood for the burnt offering, and arose and went to the place of which God had told him. Then on the third day Abraham lifted his eyes and saw the place afar off. And Abraham said to his young men, "Stay here with the donkey; the lad and I will go yonder and worship, and we will come back to you." So Abraham took the wood of the burnt offering and laid it on Isaac his son; and he took the fire in his hand, and a knife, and the two of them went together. But Isaac spoke to Abraham his father and said, "My father!" And he said, "Here I am, my son." Then he said, "Look, the fire and the wood, but where is the lamb for a burnt offering?" And Abraham said, "My son, God will provide for Himself the lamb for a burnt offering." So the two of them went together. Then they came to the place of which God had told him. And Abraham built an altar there and placed the wood in order; and he bound Isaac his son and laid him on the altar, upon the wood. And Abraham stretched out his hand and took the knife to slay his son. But the Angel of the Lord called to him from heaven and said, "Abraham, Abraham!" So he said, "Here I am." And He said, "Do not lay your hand on the lad, or do anything to him; for now I know that you fear God, since you have not withheld your son, your only son, from Me."

Then Abraham lifted his eyes and looked, and there behind him was a ram caught in a thicket by its horns. So Abraham went and took the ram, and offered it up for a burnt offering instead of his son. And Abraham called the name of the place, The-Lord-Will-Provide; as it is said to this day, "In the Mount of the Lord it shall be provided." Then the Angel of the Lord called to Abraham a second time out of heaven, and said: "By Myself I have sworn, says the Lord, because you have done this thing, and have not withheld your son, your only son—blessing I will bless you, and multiplying I will multiply your descendants as the stars of the heaven and as the sand which is on the seashore; and your descendants shall possess the gate of their enemies. In your seed all the nations of the earth shall be blessed, because you have obeyed My voice." So Abraham returned to his young men, and they rose and went together to Beersheba; and Abraham dwelt at Beersheba."

I am going to hand you a work sheet and we are going to fill some things out as we talk about this story. You will see this with each lesson after this as well, we call this the Types Task Sheet. On the left side we have a column of boxes and where we will write down all of the parts of the account that we just read, such as people, places, or things. This column is for TYPES and you can see it is labeled that.

We want to start filling in these boxes with people and parts of the story. We can know what to write by asking a few questions like who, what, where, when, why, how.

So, who are the people in the story?

student: Abraham
Isaac
God
Angel

Two young men, we won't write this one down even if it is mentioned.

teacher: Good, write one name for each box. Where were they?

student: Mountain; Moriah

teacher: Yes, write that down. What did Isaac carry?

student: Wood,

teacher: Write that down in a box. What is caught in the thicket?

student: A ram

teacher: Write that down. And lets add thicket to our list and we will find out why later.

Excellent. So once we have some of the main parts of the account written down, we will talk about the Antitype for each one; that which it points to. This account of Abraham and Isaac points to Jesus dying on the cross. Isaac bearing the wood and following his dad up the mountain to be sacrificed is a picture that God gave us long before Jesus was ever born, or the death that Jesus was to die. It was a picture of Jesus before He ever came to the earth. This account of Isaac is a Type that points to Jesus who is the Antitype. Lets read some verses about this before we begin to fill in the next column that is labeled Antitype.

I hope you will start to make some connections between the Type and Antitype. We will discuss them all together either way so listen closely and try to pay attention to the details.

We will read in John 19: 17-18, 20, "And He, bearing His cross, went out to a place called the Place of a Skull, which is called in Hebrew, Golgotha, where they crucified Him and two others with Him, one on either side and Jesus in the center...So when Jesus received the sour wine, He said, "It is finished!" and bowing His head He gave up His spirit."

So now, lets begin to fill in the other column of Antitypes.

Lets find where we wrote Isaac, even if he isn't the first name that we wrote down. Look at the arrow next to it and follow it over the next box in the Antitype column. Keep your finger there while you answer this question for me, who is the Antitype of Isaac? Or who does Isaac point to based on what we just read?

student: Jesus

teacher: Yes, so write Jesus down across from Isaac. So we can even see visually on our sheet that Isaac, points to Jesus.

OK, lets find Abraham, follow it across, leave your finger there while I ask you another question. I am going to ask you the same question, but worded two different ways. I want you to hear it asked both ways so that you get used to it. Who do you think Abraham points to? or, same question, Who is Abraham a type of?

(If they don't have any idea ask some more questions before giving them the answer. For example, if Abraham was Isaac's father, and Isaac is a type of Christ, then who is Jesus' Father?

You may need to ask some leading questions and that is perfectly ok, or you may just need to say the answer and that is perfectly ok as well. This is a new concept and somewhat complicated to explain in a simple way. Over time, and with repetition they will become experts at this with the help of the Holy Spirit. We are teaching and modeling how this is done. In this exercise with the sheet, we are also aiming to help them have a structure or tool to work through Scriptures and Types and Antitypes.)

student: God the Father

teacher: Yes, Abraham is a type of God the Father. As Abraham told Isaac to come with Him to Mount Moriah so that he could be sacrificed, so God the Father, told Jesus that He must go to be sacrificed for our sins.

And we can see that both Isaac, and Jesus obeyed their fathers' commands.

Next question, What was the name of the mountain that Isaac went to?

student: Moriah

teacher: Good, based on the verse that we just read, what was the name of the place where Jesus was crucified?

student: Place of the Skull or Golgatha, either is correct.

teacher: Excellent, lets write that down, **BUT** Golgatha is not the Antitype of Mt. Moirah!!!! It is the same actual mountain! The very same one. So for this line, lets put an 'x' over the arrow and we will squeeze the word 'IS' over it. Mt. Moriah **IS** Golgatha.

How interesting that Issac and Jesus were brought to the same mountain to be a sacrifice!?

Ok, look for wood in the Type column. This is the wood that Isaac carried up the mountain. Can anyone think of the corresponding Antitype before I ask a question to help us see it?

student: The cross (if they were able to make the connection)

teacher: If they do not see it, which is perfectly alright, then say as Isaac, carried the wood, so Jesus carried something, what was it?

student: The cross

teacher: What was the cross made of?

student: Wood,

teacher: Wow, can you see how the wood that Isaac carried points to the cross that Jesus carried? Isn't this absolutely amazing, how God gave us a picture of what Jesus' death on the cross

would look like way back in Genesis well before it ever happened?

Now we are going to fill in two more boxes on the Antitype side
We need to find the Antitype for the ram and the thicket.

Across from the ram we can write sacrifice. Because rams and other animals were usually used as sacrifices to God by the Jews in the Old Testament. And Jesus was our sacrifice. Instead of us facing the wages of death for our sin, Jesus faced them for us when He died on the cross.

And what about the thicket?

Well, do the thorns make you think of anything that Jesus wore on His head on the cross?

Yes, you found the Antitype! The crown of thorns, so write that down across from thicket.

Isn't this amazing?! God has given us so much about Jesus and His death on the cross through Abraham and Isaac going up the mountain in Genesis!

Well, the best way for us to learn more about what a Type is, is to keep looking at types, and that is what we plan to do for the next several weeks.

.....note to teachers and parents of older children.....

Those children that are older and/or good writers can write "as/so" statements in the space provided on the back of the Types task sheet. When looking at Types, the two comparative words "AS" and "SO" can be used to make connections. The word "AS" is used for the Type and the word "SO" is used for the Antitype. For Example:

"**AS** in Adam all die, even **SO** in Christ shall all be made alive." I
Corinthians 15:22

"**AS** Moses lifted up the serpent in the Wilderness, even **SO** must the
Son of Man be lifted up." John 3:14



Type Title: Abraham and Isaac

T Scripture: Genesis 22

A Scripture: John 19

A type is something that points to something else.

A type can be seen in a person, place, thing, or event from the Bible.

I Corinthians 10: “..Now all these things happened to them as types, and they were written for our admonition, upon whom the ends of the ages have come.”

TYPE

ANTITYPE

Abraham	→	God the Father
Isaac	→	Jesus
God	→	
Angel	→	
Thicket	→	Crown of Thorns
Mt. Moriah	→	Golgatha
Wood	→	The Cross
Ram	→	Sacrifice



When looking at Types, the two comparative words “AS” and “SO” can be used to make connections. The word “AS” is used for the Type and the word “SO” is used for the Antitype. For Example:

“AS in Adam all die, even **SO** in Christ shall all be made alive.” I Corinthians 15:22

“AS Moses lifted up the serpent in the Wilderness,
even **SO** must the Son of Man be lifted up.” John 3:14

Write some **AS** and **SO** statements below based on what you just filled in on the worksheet on the front, like the Scriptural examples given above.

[illegible]

LESSON 7 : A TYPE IS A PERSON-

JOSEPH PART 1

main idea: A PERSON IS A TYPE. JOSEPH IS A TYPE OF CHRIST. TODAY
WE AIM TO GET THE BASICS OF THE STORY DOWN.

materials: BIBLES
FAMILIARITY WITH HAND MOTIONS DESCRIBED IN
LESSON.
CROSSWORD PUZZLE

teacher: So we have had a really good start with Types now. We know what a Type is, and we looked at the account of Abraham and Isaac last week, seeing that Isaac is a Type of Jesus.

Who can say the definition of a Type for me?

student: "A type is something that points to something else, a type can be seen in a person, place, thing, or event in the Bible."

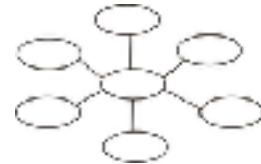
teacher: If no one volunteers start definition or song and have all join in.

Last week we studied how Isaac was a Type of Jesus. Today we are going to look at another person who is a Type, before we look at places that are types next week in a subsequent lesson.

So we are going to talk about Joseph. You guys know about Joseph right? He wore something colorful, what was it?

student: coat

teacher: Yes, that's right. Let's think, or brainstorm some more elements of the accounts of Joseph. I am going to ask you some questions and I will write your answers on the board. Do it in this style. If kids are old enough get a volunteer to write. Have them write it in the type of format at the right. You may have to get them started if you decide to have a volunteer do it.



Who was Joseph's Father?

student: Jacob, or Israel

teacher: (write that in a circle on the board) This one may be a little harder, what was the name of his mother?

student: Rachel

teacher: (Write that down) How many brothers did he have?

student: 11

teacher: (Write that down) And we said that he was given a special present to wear, what was that again?

student: Colorful coat

teacher: (write down) And did Jacob have a favorite son? IF so who was it?

student: Yes, Joseph

teacher: (Write down Favorite son) Yes, Genesis 37:3 says, "Now Israel loved Joseph more than all his children, because he was the son of his old age. Also he made him a tunic of many colors."

Did his brothers like him?

student: No, they were jealous of him.

teacher: (write down jealous) Joseph had a dream, do you remember the two things that bowed down to him in his dream?

student: Bundles of wheat and moon and stars.

teacher: (Write down) Excellent! Look at all the information and details we already know!

Alright now we are going to read some portions of Scripture from the account and then we will work through this Type by filling out our Type Task Sheet next week.

Lets read Genesis 37:19-20 where we find that Israel had sent Joseph to go check on his brothers who were feeding their flock in a place called Shechem.

"Then they said to one another, "Look, this dreamer is coming! Come therefore, let us now kill him and cast him into some pit; and we shall say, 'Some wild beast has devoured him.' We shall see what will become of his dreams!"

And just a bit further, in verse 27, "Come and let us sell him to the Ishmaelites, and let not our hand be upon him, for he is our brother and our flesh." And his brothers listened. Then Midianite traders passed by; so the brothers pulled Joseph up and lifted him out of the pit, and sold him to the Ishmaelites for twenty shekels of silver. And they took Joseph to Egypt."

Then Joseph spent many years in Egypt, first as the slave of an Egyptian man named Potiphar, and then he was thrown in prison for something he didn't do and he remained in prison for years.

He was 'brought out of the dungeon' Genesis 41:14 when he was summoned to interpret a dream that Pharaoh had, having previously

interpreted the dreams of two of Pharaoh's servants. God gave him the wisdom and ability to interpret Pharaoh's dream and then Pharaoh exalted Joseph.

Genesis 41:38, "And Pharaoh said to his servants, "Can we find such a one as this, a man in whom is the Spirit of God?"... 40 "You shall be over my house, and all my people shall be ruled according to your word; only in regard to the throne will I be greater than you." And Pharaoh said to Joseph, "See, I have set you over all the land of Egypt. Then Pharaoh took his signet ring off his hand and put it on Joseph's hand; and he clothed him in garments of fine linen and put a gold chain around his neck."...45 and Pharaoh called Joseph's name Zaphnath-Paaneah. And he gave him as a wife Asenath, the daughter of Poti-Pherah priest of On. So Joseph went out over all the land of Egypt."

So Joseph who was now ruler of Egypt worked to prepare for a famine that was coming on Egypt and much of the land surrounding Egypt. He gathered food and stored it in its cities. When the famine hit, the Egyptians were fine and had food because of Joseph's preparations.

Joseph and Asenath also had two sons named Ephraim and Manasseh.

Joseph's family, his father Israel and 11 brothers and their families were without food and went to Egypt to buy food. They didn't recognize Joseph at first when they saw him there, but in the end they confessed their guilt for what they had done to him, and Joseph then revealed himself to them. Joseph said to his brothers, Genesis 45:5 "But now, do not therefore be grieved or angry with yourselves because you sold me here; for God sent me before you to preserve life." and Verse 7, "God sent me before you to preserve a posterity for you in the earth, and to save your lives by a great deliverance. So now it was not you who sent me here, but God; and He has made me a father to Pharaoh, and lord of all his house and a ruler throughout all the land of Egypt."

The brothers returned to Israel their father to tell him the news and the whole family traveled to Egypt to reunite with Joseph and made their new home there.

Stand up, we are going to very very briefly act this out. You won't even believe how quickly we will do it. And we are each going to be Joseph.

Words:

Motion:

Joseph, was loved by his fatherhands then, point up


Rejected by his brothershandcuffs

exalted to be ruleryour head

We will do it two more times, and lets try to be a little bit faster each time.

Have children do the crossword puzzle on Joseph in their books.

Joseph Crossword



Across

4. Pharaoh gave this to Joseph when he put him in charge of Egypt.
5. Joseph's brothers didn't kill him, they ____ him.
7. After God told Joseph about Pharaoh's dreams he became in charge of this whole place.
8. During the seven years of this, Joseph had enough food in reserve to share with those in need.
10. It was because of this that Joseph ended up in Egypt.

Down

1. This is the name of the youngest brother.
2. Joseph did the right thing when he ____ his brothers.
3. Joseph received this from his father.
6. Joseph had a gift of interpreting these.
9. Joseph's brother's covered his coat in animal ____ so their father thought he was dead

LESSON 8 : A Type is a Person-

Joseph Part 2

main idea: A PERSON IS A TYPE. JOSEPH IS A TYPE OF CHRIST.

materials: BIBLES

TYPES TASK SHEET, ONE PER CHILD

MASTER TYPES TASK SHEET FOR TEACHER

FAMILIARITY WITH HAND MOTIONS DESCRIBED IN
LESSON

TYPES GAUGE SHEET FROM WEEK 5 WEDNESDAY ACTIVITY

BIBLICAL TIMELINE

NOTE TO TEACHERS: UNDERLINED WORDS IN THIS LESSON INDICATE THOSE WORDS WHICH NEED TO BE WRITTEN ON THE TYPES TASK SHEET.

teacher: (Greet class, begin with a brief review of the story of Joseph. You can read the summary or have a child do it, or you can read the summary beforehand and review by asking them questions) Last week we learned or reviewed the story of Joseph. He was the favorite son of Jacob, he had 11 brothers, and he was not their favorite. They despised him. They sold him to be a slave in Egypt. Joseph was a slave and then a prisoner in a jail for many years until he was brought before Pharaoh to interpret a dream that Pharaoh had. God gave Joseph the ability to interpret the dream and Pharaoh made Joseph ruler of all Egypt. Joseph prepared for the famine that had been in Pharaoh's dream and he stored up enough grain for all of Egypt and the surrounding lands. Eventually Joseph's brothers came to buy grain, and in the end Joseph revealed himself to them and he was reunited with his father and family.

Have children turn to the Types Task Sheet for lesson 8.

Start to fill it out Title: Joseph

Begin to fill in boxes in the Types column by asking them questions.

Who was in the story? Let's name as many people in the story as we can. We are going to need two Types Task Sheets for this one.

student: Joseph, Israel, Brothers*, Pharaoh, Asenath, Ephraim, Manasseh

teacher: Instead of just Brothers, lets put jealous brothers.

Ok, where did the story take place?

student: Egypt

teacher: What was happening in Egypt at the end of the story?

student: Famine.

teacher: Yes, so for that we will write the two parts of Pharaoh's dream the '7 Years of Plenty' and the '7 Years of Famine' in two separate boxes.

Lets also write 'pit' that Joseph was cast into.

I'm going to give you a few things to add. Please write Out of Prison. And two more, Brothers Confess and Joseph Made Ruler.

Good, you did very well on that.

Now Joseph is a Type of Someone else. Someone else who would come in the future. Do you remember our little gauge that we had that points from the past to the future. (pull out and show gauge, and proceed before you demonstrate)

Joseph is a Type of Jesus. Have a child come up and hold the gauge in front of the class and say "Joseph", pointing to the past, "is a type of Jesus", pointing to the future.

So we can fill in Jesus in the Antitype column across from Joseph. Joseph is the Type, Jesus is the Antitype.

Now lets talk about why that is so. Jesus was also loved by His Father. **Matthew 3:17, "This is My beloved Son, in whom I am well pleased."**

Find Joseph's Father in our Type column and go across, you know this now and then write God the Father in the Antitype column.

Jesus was also hated by His brethren, or those of the Nation of Israel, the Jews. And that means, as Jesus was Jewish, it was His own people, the Jews who did not believe that He was the Son of God and so they rejected Him. **"He came to His own, and His own did not receive Him." John 1:11.**

So across from jealous brothers lets write Unbelieving Nation of Israel.

Find Pit, and across from that we are going to write The Tomb, because as they threw Joseph into the pit, so Jesus' body was put in the tomb.

As Joseph was in the Pit, and then Egypt and all the way through prison, so Jesus' body was in the tomb for three days. Now, Joseph was in Egypt in slavery and prison much longer but it points to the three days in the tomb.

Then as Joseph was brought out of the dungeon to be brought before Pharaoh, so Jesus left the tomb and was resurrected on the third day. **Luke 24:7, "The Son of Man must be delivered into the hands of sinful men, and be crucified, and the third day rise again."**

So lets write Resurrection across from out of prison.

Now lets talk about those 7 years of plenty and famine.

Across from 7 years of plenty we are going to write 1,993 Years Prior to Tribulation. (Refer to timeline and point to light blue area that is labeled Jews on the top timeline.) Tell them, and have them touch that area and say 7 years of plenty point to this time period.

And across from the 7 years of famine we need to write Tribulation. This is the time at the end of the 6,000 years of time when the Jews and any Gentiles still on the earth will undergo a very difficult time. The purpose of it will be to restore the Jews to a place of belief. Refer back to the timeline and find the area marked Tribulation with the light blue arrow pointing down to show the class.

As Joseph explained Pharaoh's dream, and was immediately appointed as ruler over all Egypt, so Jesus ascended to the throne of God and sat down at His right hand. This is a place of rulership.

So across from Joseph made ruler, we will write, Jesus made ruler.

When they actually got to the 7 years of famine, and the people surrounding the land of Egypt were hungry, Joseph's brothers came to buy grain as we have already said. They met Joseph, not recognizing him at first, but his brothers finally confessed their guilt for what they had done to Joseph.

This points to the Jews repenting from their unbelief.

Across from brothers confess, we will write, Jews repent.

As Joseph revealed himself directly after they confessed, so Jesus will reveal Himself to the Jews who have repented at the end of the Tribulation.

Zechariah 12:10 "...They will look on Me who they pierced. Yes, they will mourn for Him as one mourns for his only son, and grieve for Him as one grieves for a firstborn."

Isn't this incredible how much this story points to Jesus?

Alright, lets finish this up with making some of the connections for the remaining people we have, find Asenath. This is Joseph's wife. Joseph was a Jew but Asenath was not, she was Egyptian, and God would equate that with being Gentile, or anyone that is not Jewish.

As Joseph had a Gentile bride, so Jesus will have a Gentile bride, that is those faithful Christians from the Church. Christians are a new creation in Christ and therefore not Jews. So across from Asenath write Bride of Christ.

Now for Ephraim and Manasseh, Joseph's sons. Ephraim is a picture of the Church, and Manasseh is a picture of Israel.

Ephraim and Manasseh were exalted to become Jacob's firstborn sons. We did not get into that part of the story, but this would be a good thing for your to read and talk about with your parents this week. But with being firstborn, that means that they were given the double portion of Jacob's inheritance, ruler, and priest of the family.

Do you know that there are so many more boxes we could fill in for Types and Antitypes in this account? If you are interested you can do this at home with your parents, but we are going to stop here for today because we did cover a lot of them.

So we are going to do motions for Jesus just like we did for Joseph. They are going to be similar but not exactly the same. We can then say both together and this can help us remember this Type and its corresponding Antitype.

Words:

Motion:

Jesus, was loved by his	Make a heart with your
Father	hands then, point up

Rejected by his brothers	Stretch out your
.....	hands like on a
	cross

Exalted to be Ruler	Place a crown on your
.....	head

Repeat several times until the kids can do it easily.

Now do the Joseph hand motions and followed by the Jesus hand motions directly after, saying the words as you do it. This will show the children the similarities of both.

Words:

Motion:

Joseph, was loved by his father Make a heart with your hands then, point up

Rejected by his brothers Put our hands in fake handcuffs

Exalted to be ruler Place a crown on your head

Great job. Hand motions are one way that we can remember Types. You can do this at home with your family when you are studying Types together. You can compare the two accounts and then make up hand motions that are similar to one another.



Type Title: Joseph

T Scripture: Genesis 37-45

A Scripture: Matt 3:17; Jn 1:11;
Lk 24:7; Zech 12:10

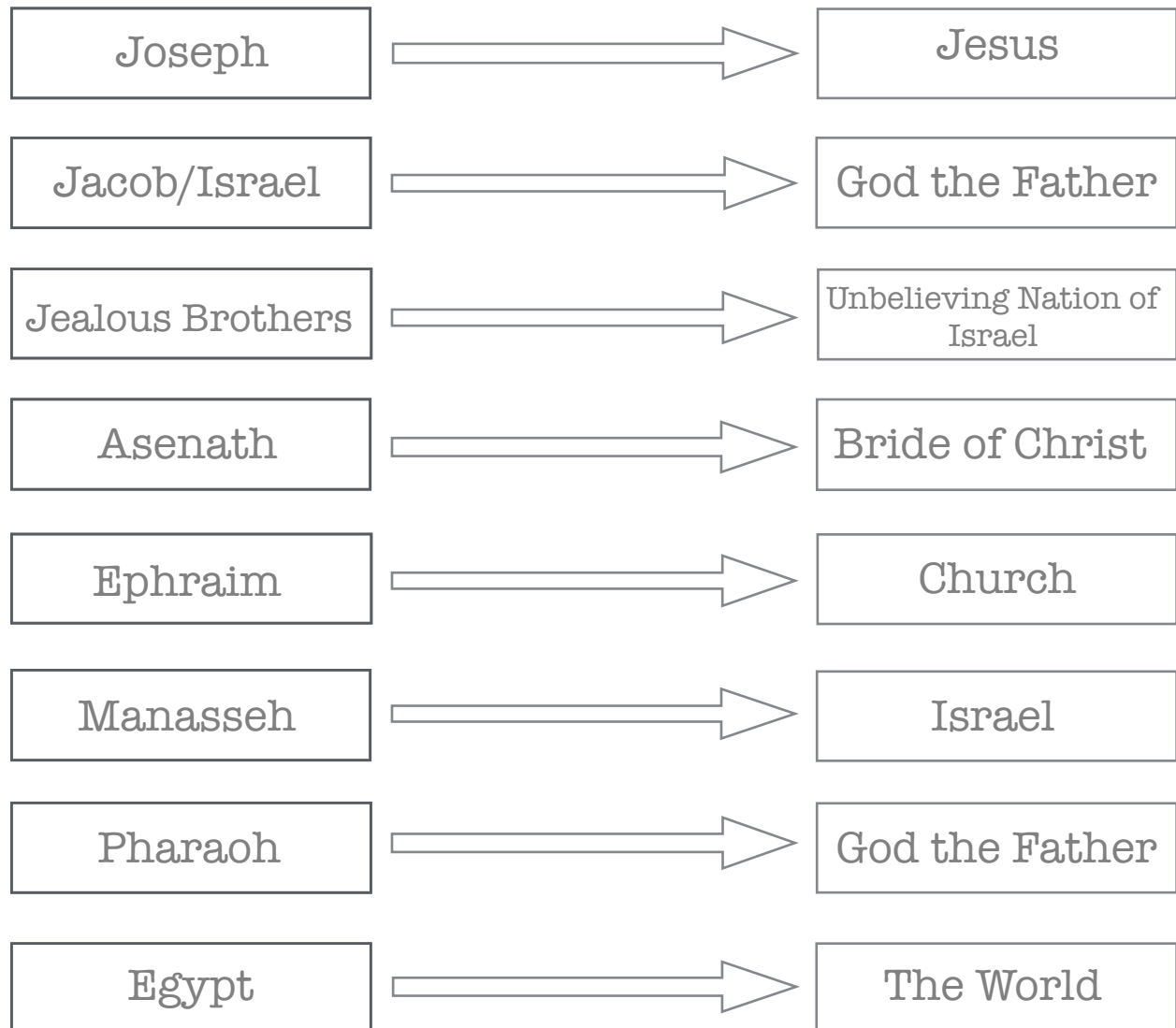
A type is something that points to something else.

A type can be seen in a person, place, thing, or event from the Bible.

I Corinthians 10: “..Now all these things happened to them as types, and they were written for our admonition, upon whom the ends of the ages have come.”

TYPE

ANTITYPE





Type Title: Joseph

T Scripture: Genesis 37-45

A Scripture: Matt 3:17; Jn 1:11;
Lk 24:7; Zech 12:10

A type is something that points to something else.

A type can be seen in a person, place, thing, or event from the Bible.

I Corinthians 10: “..Now all these things happened to them as types, and they were written for our admonition, upon whom the ends of the ages have come.”

TYPE

ANTITYPE

7 years of Famine



Tribulation

7 years of Plenty



1,993 years prior to
Tribulation for Jews

Pit



Tomb

Out of Prison



Resurrection

Brothers Confess



Jews Repent

Joseph made Ruler



Jesus made Ruler





When looking at Types, the two comparative words “AS” and “SO” can be used to make connections. The word “AS” is used for the Type and the word “SO” is used for the Antitype. For Example:

“AS in Adam all die, even **SO** in Christ shall all be made alive.” I Corinthians 15:22

“AS Moses lifted up the serpent in the Wilderness,
even **SO** must the Son of Man be lifted up.” John 3:14

Write some **AS** and **SO** statements below based on what you just filled in on the worksheet on the front, like the Scriptural examples given above.

This image shows a blank sheet of white paper with horizontal ruling lines. The lines are evenly spaced and extend across the width of the page. There are no margins, text, or other markings on the paper.

LESSON 9 : A Type is a Place-Egypt

main idea: INTRODUCE SOME PLACES THAT ARE TYPES. EGYPT IS A TYPE OF THE WORLD. THE PROMISED LAND IS A TYPE OF THE HEAVENLY PORTION OF THE KINGDOM, THE INHERITANCE FOR FAITHFUL CHRISTIANS.

materials: BIBLES
TYPE TASK SHEET
WORK/COLOR SHEET EGYPT IS A TYPE OF THE WORLD
THE PROMISED LAND IS A TYPE OF HEAVENLY PORTION OF THE KINGDOM

NOTE TO TEACHERS: UNDERLINED WORDS IN THIS LESSON INDICATE THOSE WORDS WHICH NEED TO BE WRITTEN ON THE TYPES TASK SHEET.

teacher: Say the definition of a Type with me!

"A type is something that points to something else, a type can be seen in a person, place, thing, or event in the Bible."

Good job. It is so important for us to memorize this, and know what Types and Antitypes are and understand that God uses Types all over the Bible to teach us deeper truths.

We looked at two really important Types that were people recently. Who were they?

(Give prompts if needed, like, 'he was the son of Abraham...')

student: Isaac and Joseph

teacher: Yes, those were two people who were Types of another person, who was Jesus.

Today we are going to look at some Types that are places. These places will point (point with your finger/arm) to something else. They will picture something for us.

And a place could be a city, country, area, or region that is mentioned in the Bible. Now, not ALL cities, countries, areas, or regions mentioned in the Bible are Types but, we need to have spiritual eyes to see when we are reading, and ask the Holy Spirit to be guiding us into truth as we study, so that we wont miss Types that are places.

Let's get out our Types Task Sheet. In the top line that says Title we will write Places.

The first one we will talk about will be familiar to us. EGYPT. So we will write this in the first box.

Egypt was the land Joseph was taken to and made a slave in. Four hundred years later the children of Jacob/Israel, who we will from now on just call the Children of Israel were made slaves by the Egyptians because they grew to be such a large number of people.

Do you remember when we had talked about Abraham and that God had said "Get out of your country, from your family, and from your father's house to a land that I shall show you." Genesis 12:1.

Four hundred years after God told Abraham (Genesis 15:13) that his descendants will be strangers in a foreign land, the Children of Israel were in Egypt, not the land that God intended to give to Abraham. That land promised to Abraham, many times called the Promised Land—good name right? The name for that land was Canaan.

What was its name?

student: Canaan

teacher: Yes, so we find them in Egypt not Canaan. And as we study further we see that God used Moses to deliver the Children of Israel out of bondage in Egypt and they began a journey to the Promised Land or Canaan.

Along their journey in the wilderness, we see that the Children of Israel were growing weary and they were beginning to complain. Listen to what they said, I'm sure that you and I would never sound like these grumbling people:)..

Exodus 16:3, "and the children of Israel said to them, "Oh, that we had died by the hand of the Lord in the land of Egypt, when we sat by the pots of meat and when we ate bread to the full! For you have brought us out into this wilderness to kill this whole assembly with hunger."

Numbers 11:5, "We remember the fish which we ate freely in Egypt, the cucumbers, the melons, the leeks, the onions, and the garlic, but now our whole being is dried up; there is nothing at all except this manna before our eyes!"

Wow, unbelievable huh? Not only had God delivered them out of Egypt with the wonders and miracles such as no one had ever before seen but He was also providing bread from heaven everyday as they would wake up each morning with manna on the ground to collect as food. And so they were saying that they desperately wished they were back in Egypt with the foods that they remembered there.

What they were basically saying was that it was better for them to be slaves in bondage to the Egyptians rather than free to worship God as His chosen people on their way to a land that was just for them, with food miraculously provided for them daily.

So, we are looking at a Type here. Egypt, and the things associated with it, like the food for example, is pointing to something else.

Egypt points to the world. So we can add that to our sheet across from Egypt.

Egypt was the most powerful nation in the world at the time. This not only means the world, but like we saw with the verses we just read, the things associated with the world like, food, toys, cars, houses, money, fame, success, clothes, and things like that.

And as we know, this earth won't last forever. That means neither will the things of this world.

These things are not necessarily bad, but when we want them too much they are.

These things God sees as connected to our flesh, which is corrupt and does no good.

On the contrary, our spirit, once we have been saved or born from above, now gives us the choice to do good. And it is the spiritual things, like bearing fruit...like the fruit of the spirit which God cares about.

Can you guys help me name the fruit of the Spirit?

student: Love, Joy, Peace, Patience, Kindness, Goodness, Gentleness, Faithfulness, Self-control.

teacher: Wonderful. Those things will not pass away, they come from above. They won't fade away because they are spiritual, and our reward for them is stored in heaven where nothing can damage it or take it away.

So longing for Egypt and the things of Egypt point to Christians, who are longing for the things of their flesh which are connected with the world.

Let's stop and trace Egypt on a map real quick. Let's trace our Type, Egypt with a black marker or colored pencil. That way we can remember Egypt associated with our flesh, like its dirty, or black, like sin. Then across from that we can color in the Antitype, the world. Use any colors you want.

(Turn to maps for lesson 9 to trace and color.)

Now, we have another comparison with Egypt that happens to be a Type, and it is also a place.

It is the Promised Land. Write that down.

The Promised Land was the land that God was giving to the Children of Israel. His plan, as we remember was to make them a

great nation, that would be the head of all the other nations. That means that they would be the nation that leads the other nations. Like if we were all standing in line, the person at the front of the line would be the leader because they were in front, pretty simple right? Well, Israel would then be the first in line if all the nations lined up.

(Line them up and physically demonstrate having a line leader. It may be good to get them up and out of their seat for a moment)

And their land was SUPER important. It was theirs by a promise. And God had planned to dwell with Israel there and set up His Kingdom over the nations with Him as their leader if they had been obedient. That land did not belong to any other nation in the eyes of God unless Israel at some time utterly disobeyed Him, then God would remove them from it.

So the land was their place of rulership. The Children of Israel were supposed to be rulers with God. The Promised Land was that special, a specific place where God wanted them to rule *from*.

The Promised Land points to something. I'm going to make an as/so statement that will reveal our Type and Antitype so listen closely for those words.

****AS** the Promised Land for the children of Israel meant that it was theirs to live in and rule from, given to them by God, **SO** the heavenly portion of the Kingdom for faithful Christians, is theirs to live in and rule from during the Millennial Kingdom, given to them by God.**

I'm going to say that one more time: **AS** the Promised Land for the children of Israel meant that it was theirs to live in and rule from, given to them from God, **SO** the heavenly portion of the Kingdom for faithful Christians, is theirs to live in and rule from during the Millennial Kingdom, given to them by God.

Across from the Promised Land in the Type column, write down Heavenly Portion of the Kingdom.

The heavenly portion of the Kingdom, is a place. We have learned that the Kingdom has two realms, remember? What are the two realms.

student: Heavenly and Earthly.

teacher: Could we find the Heavenly portion of the Kingdom on a map?

student: No

teacher: We can't really know where it is like we could with other places that are on a map because the heavenly portion of the Kingdom for Faithful Christians won't even be on the earth! But we do know it's real and that it is promised to faithful Christians.

Let's go back to our maps and we will trace the Promised Land in light blue. We will most often use light blue when we are doing any kind of worksheet or activity when we need to indicate the Jews. On our timelines the area in light blue shows us when the Lord is focusing on working with the Jews.

Trace all around the outside of all the tribes of Israel that are shown there. We can see on our sheet what Egypt and the Promised Land point to. You may color the rest of the sheet in when you are finished.

Well done for today.



Type Title: Places; Egypt,
Promised Land

T Scripture: Ex 16:3; Num 11:5

A Scripture:

A type is something that points to something else.

A type can be seen in a person, place, thing, or event from the Bible.

I Corinthians 10: “..Now all these things happened to them as types, and
they were written for our admonition, upon whom the ends of the ages
have come.”

TYPE

ANTITYPE

Egypt	→	The World
Promised Land	→	Heavenly Portion of Kingdom for Christians
	→	
	→	
	→	
	→	
	→	
	→	



When looking at Types, the two comparative words “AS” and “SO” can be used to make connections. The word “AS” is used for the Type and the word “SO” is used for the Antitype. For Example:


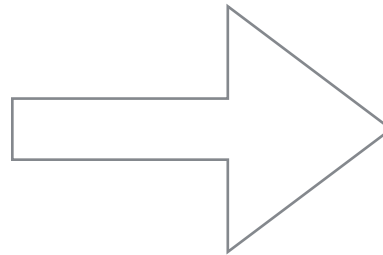
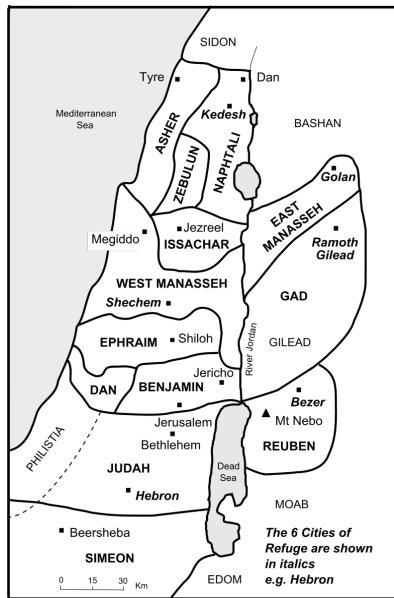
“AS in Adam all die, even **SO** in Christ shall all be made alive.” I Corinthians 15:22

“AS Moses lifted up the serpent in the Wilderness,
even **SO** must the Son of Man be lifted up.” John 3:14

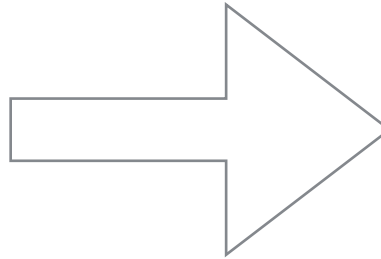
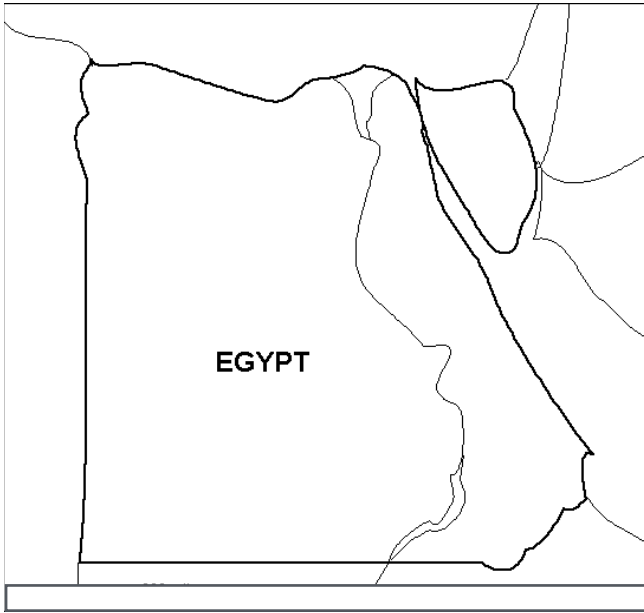
Write some **AS** and **SO** statements below based on what you just filled in on the worksheet on the front, like the Scriptural examples given above.

This image shows a blank sheet of white paper with horizontal ruling lines. The lines are evenly spaced and extend across the width of the page. There are no margins, text, or other markings on the paper.

The Promised Land is a Type of the
Heavenly Portion of the Kingdom



Egypt is a Type of the World



LESSON 10 : A Type is a Thing-

Part 1-Mountain and Oil

main idea: THINGS CAN BE TYPES. A MOUNTAIN IS A TYPE OF A KINGDOM. OIL IS A TYPE OF THE HOLY SPIRIT.

materials: BIBLES
TYPES TASK SHEET
MOUNTAIN AND OIL WORKSHEET

NOTE TO TEACHERS: UNDERLINED WORDS IN THIS LESSON INDICATE THOSE WORDS WHICH NEED TO BE WRITTEN ON THE TYPES TASK SHEET.

teacher: Let's start how we always do!

"A type is something that points to something else, a type can be seen in a person, place, thing, or event in the Bible."

Look at our definition, we have studied people and places that are Types, and now we are going to look at Types that are things. As we have seen its not just people and the things that happened in their life that can be Types. We have seen that the land of Egypt is a Type. Things can be Types too, like a Mountain, trumpet, field, lamb, horn, or a number. Now this doesn't mean that every little "thing" we read in the Bible is a Type. A Type is something that points to something else, so we must study to see it again in another place in the Bible,

because, Scripture interprets Scripture. And then we look for what it is pointing to.

Please turn to a Types Task Sheet for Lesson 10. In the top right hand corner where it says Title, we are going to write 'Things: mountain and oil.'

Good. Now in the Bible a Mountain is a Type of something. Let's write Mountains in the first box.

A mountain in Scripture points to a Kingdom. So across from Mountain we are going to write Kingdom.

How do we know? We search the Scriptures! Shoot your hand up in the air every time you hear the word 'mountain' in one of these verses.

Isa 2:2, "Now it shall come to pass in the latter days That the mountain of the LORD'S house Shall be established on the top of the mountains, And shall be exalted above the hills; And all nations shall flow to it."

Daniel 2:35, "Then the iron, the clay, the bronze, the silver, and the gold were crushed together, and became like chaff from the summer threshing floors; the wind carried them away so that no trace of them was found. And the stone that struck the image became a great mountain and filled the whole earth."

Matthew 17: 1, "Now after six days Jesus took Peter, James, and John his brother, led them up on a high mountain by themselves; and He was transfigured before them. His face shone like the sun, and His clothes became as white as the light. And behold, Moses and Elijah appeared to them, talking with Him. Then Peter answered and said to Jesus, "Lord, it is good for us to be here; if You wish, let us make here three tabernacles: one for You, one for Moses, and one for Elijah."

Did you notice we were in at least three different books of the Bible. Two in the Old Testament and one in the New Testament? A Mountain will frequently point to a Kingdom throughout Scripture. What a great tool for studying! Because even though you are young now, as you get older, you will study on your own each day. You won't always have your dad and mom teaching you. You will be reading the Bible and talking to the Lord and asking Him for wisdom and understanding. And He will reveal His truth to you. And maybe 10 years from now you will be reading and you will come across mountains in a passage of Scripture. And maybe the Holy Spirit will bring to your memory that mountains can point to kingdoms. And you will be able to understand more

because of that. That is an incredible thing!!! Listen closely to what I am about to say: Even now, the time you spend listening and paying attention to God's word will profit you in the future and it will profit your future study.

Before we move on, lets see if we can draw a teeny tiny mountain to the side of the mountain written in the box.

Alright, we are going to move onto another "THING" that is a type.

In the next Type box write the word Oil. Oil in Scripture is a Type of the Holy Spirit. So we will write Holy Spirit in the Antitype column.

Again, how do we know? We search the Scriptures!

What is oil?

student: Something you cook with. Something that is greenish yellow and it is oily.

teacher: Yes, it is all of those things. In Bible times it was also used for cooking, it was used in lamps, and used in sacrifices in the Temple. It was also used to anoint people. That means if a Jewish person was set apart to do a special work for the Lord, oil would be poured on that person's head.

Lets read about 1 Samuel where we see Samuel choosing David to be King because God had lead him to do so.

1 Samuel 16:13, "Then Samuel took the horn of oil and anointed him in the midst of his brothers; and the Spirit of the Lord came upon David from that day forward..."

What happened from that day forward as the verse says?

student: The Spirit of the Lord came upon David from that day forward.

teacher: So we see that when someone was anointed with oil it

meant that the Lord came upon them, or in other words the Holy Spirit came upon them. Oil is a Type of the Holy Spirit.

And in the New Testament there is a parable about 10 wise and foolish virgins who all had lamps. In Bible times oil was burned in a little vessel and it had a wick like a candle, and so it would be lit and give off light like a candle. Each of the virgins in this parable had lamps, or lanterns. They were all waiting for the bridegroom to come and they waited until midnight when there was a shout, **“Behold the bridegroom! Come out and meet him.” Matthew 6:7.**

At this point we see five of the ten had been wise because they had prepared beforehand and brought extra oil for their lamps. Because as a candle burns, the wax will melt and the candle becomes smaller and smaller, so as an oil lamp burns the oil gets less and less. The five that were wise thought ahead and had enough oil to last the night until the bridegroom came and they were permitted to enter the feast with the Bridegroom. **And those who were ready went in with him to the wedding feast and the door was shut.” Matthew 25:10.**

But for the other five, they were foolish and did not prepare. When they heard the shout, they found themselves without enough oil. They asked for more from the wise virgins, who could not stop to share, so they went to buy more and as they were gone, they missed the entrance into the feast, **“Later the other virgins also came, saying ‘Lord, lord, open up for us.’ But he answered, ‘Truly I say to you, I do not know you.’ Matthew 25:13.**

In this parable, the oil points to (point with your finger as you say ‘points to’) the Holy Spirit. All of the virgins had lamps and oil didn’t they? That means all of them had been saved and were Christians. But we see that some had extra what? and some did not?

student: Extra oil.

teacher: Yes, that means that some had an extra measure of the Holy Spirit. How does that happen if they all were saved? How can some Christians be filled with “more” of the Holy Spirit than others?

student: Answers may vary.

teacher: Even as Christians we must be continually filled with the Spirit and that can only happen by reading God's word daily, **"letting the Word of Christ richly dwell within"** us, Colossians 3:16. What an excellent reminder for us to be reading and listening to God's word as much as we can.

We can see from just these two passages that oil points to the Holy Spirit. So any time that you are reading the Bible and come across the word oil, pay attention. It may be pointing to the Holy Spirit.

As we finish we can do the worksheet for lesson 10 in your notebooks.



Type Title: Things: mountain, oil

T Scripture: Daniel 2:35; Matt 17:1

A Scripture: Isaiah 2:2

A type is something that points to something else.

A type can be seen in a person, place, thing, or event from the Bible.

I Corinthians 10: “..Now all these things happened to them as types, and they were written for our admonition, upon whom the ends of the ages have come.”

TYPE

ANTITYPE

Mountain	→	Kingdom
Oil	→	Holy Spirit
	→	
	→	
	→	
	→	
	→	
	→	




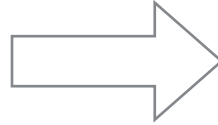
When looking at Types, the two comparative words “AS” and “SO” can be used to make connections. The word “AS” is used for the Type and the word “SO” is used for the Antitype. For Example:

“AS in Adam all die, even **SO** in Christ shall all be made alive.” I Corinthians 15:22

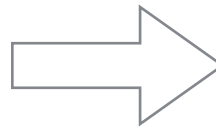
“AS Moses lifted up the serpent in the Wilderness,
even **SO** must the Son of Man be lifted up.” John 3:14

Write some **AS** and **SO** statements below based on what you just filled in on the worksheet on the front, like the Scriptural examples given above.

This image shows a blank sheet of white paper with horizontal ruling lines. The lines are evenly spaced and run across the width of the page. There are no margins, text, or other markings on the paper.



M _ _ _ t _ _ _ s point to Ki _ _ _ d _ _ s



H.S.

O _ l points to the H _ _ y _ p i _ _ t

LESSON 11 : A Type is a Thing

Part 2-Numbers

main idea: THINGS IN THE BIBLE CAN BE TYPES. THE NUMBER 3 SHOWS DIVINE PERFECTION. THE NUMBER 7 SHOWS PERFECT COMPLETION, THE NUMBER 10 SHOWS ORDINAL COMPLETION.

materials: BIBLES
TYPES TASK SHEET, ONE PER CHILD.
TYPES TASK SHEET MASTER FOR TEACHER
WORKSHEET

NOTE TO TEACHERS: UNDERLINED WORDS IN THIS LESSON INDICATE THOSE WORDS WHICH NEED TO BE WRITTEN ON THE TYPES TASK SHEET.

teacher: I hope you guys like math, because today we are going to be talking about numbers! We won't really be doing math problems, but we will be talking about how God uses some numbers in the Bible. There are several numbers that point to something over and over again, so it is important for us to know what those numbers are and what they point to.

Numbers are things, and that is the third part listed in our definition which is...:

"A type is something that points to something else, a type can be seen in a person, place, thing, or event in the Bible." (say while pointing to definition on poster so that they can see where we are at)

Everyone turn to a Types Task Sheet. In the Title area please write Numbers.

So we will begin with the number 3. So write 3 in the first box of the Types column. If you are observant, you will begin to see 3's all over Scripture. And 3 points to something else, and it always points to Divine Perfection. So we will write that in the Antitype column.

One of the first places that we see a three is in the beginning of Genesis.

Genesis 1:1, "In the beginning God created the heavens and the earth..."

The word God in this verse is the Hebrew word Elohim. We must remember that the Bible was not written in English. The Old Testament was written in Hebrew and the New Testament was written in Greek. So we may not always have a word in English that can be that same word in Hebrew or Greek. Elohim, means creator, in a plural form. That means more than one. That does not mean there was more than one God. There is only One true, living, God. So what that means is the Trinity or the three persons in the Godhead who are...say them with me if you can... God the Father, God the Son, and God the Holy Spirit.

It is PERFECT for there to be three persons in the Godhead, or the other word we most often use for that is Trinity.

And you and I were made in the image of God. We saw that weeks ago in the same chapter, Genesis 1, further down on day 6.

So if we are made in the image of God, that means we are made in His likeness. That means we would also have to be made in three parts and we are! We are Spirit, Soul, and Body.

1 Thes. 5:23, "Now may the God of peace Himself sanctify you entirely; and may your spirit and soul, and body be preserved complete, without blame at the coming of our Lord Jesus Christ."

Did you hear all three parts in that verse? We are born with all three parts unredeemed or not saved, but God has made provision for all three parts to be saved. There is a great deal to be said about those things, but we will study them in more detail at a later time.

But there we just saw two very important 3's, which point to divine perfection; the trinity and mankind being made a three part being.

Another set of 3 that we see in the Bible are three distinct groups of people that God deals with. We have mentioned them briefly before, and they are number one, Jews, number two, Christians, and number three, Gentiles.

Jews are God's chosen people, the Children of Israel the descendants of Abraham. Exodus 19:5, "Now then, if you will indeed obey My voice and keep My covenant, then you shall be My own possession among all the peoples, for all the earth is Mine."

And Christians are those people that have placed faith in Jesus, the Son of God and received the salvation of their spirit. 2 Corinthians 5:17 Therefore, if anyone is in Christ, he is a new creation; old things have passed away; behold, all things have become new.

And in the Bible, Gentiles are simply those people that are not Jews or Christians.

So that is a set of three; Jews, Christians, Gentiles. It is very very very important to know who it is that God is dealing with when we read the Bible. God deals with each group in different and special ways. And we see that because that is a set of 3, there is divine perfection in it.

Another very important number in Scripture is the number 7. This is also a number that you will begin to find all over the Bible. It shows perfect completion. We can look to Scripture Genesis chapter 1. God restored the earth and rested in how many days?

student: 7 days.

teacher: Yes, it was six days of restorative work followed by the seventh day of rest adding up to 7 days. This shows that it was completed in a perfect period of time. We also saw that after the fall of Adam and the Woman, another restoration is taking place, which will take six days of restorative work followed by what?

student: Seventh Day of rest, or the Millennial Kingdom.

teacher: Seven is so important as we see it in the foundation of Scripture, as a number that is at the center of God's plans for all of time.

Now think back to the story of Joseph. In Pharaoh's dream there were two time periods, one of plenty and one of famine. How long did those time periods last?

Student: Seven years.

teacher: Yes. There were 7 years of plenty followed by 7 years of famine showing us a perfect, complete period of time for each.

One last 7 seven that we will look at today is found in Revelation chapters 2-3, the last book of the Bible. These are short messages written to 7 different churches describing the things that they may have been doing well, and also describing the things that they were doing that weren't very good. That's because this is a scene showing something that will happen in the future and it is called the Judgment Seat of Christ. At this time and place all Christians will appear before Jesus and He will judge the works that they have done whether they are good or bad works. The message to each church begins with, "**I know your works**"...and ends with a promise for those who will overcome, which means, those who have been faithfully obedient to the Lord.

The seven churches that we read about are, Ephesus, Smyrna, Pergamos, Thyatira, Sardis, Philadelphia, and Laodicea. They were real churches in history and they were named for the city that they were located in. Those seven churches point to something, and we are signaled to that because of the number seven. They point to the church or Christians during the whole period of time that the church has existed. (Have everyone pull out their timelines and refer them to the light green area on the top timeline) The seven churches in Revelation 2-3 represent all Christians during this time period. Because there were seven recorded here, we know it is a perfect representation of all Christians because seven shows perfect completion.

Now we are going to move onto another number, the number 10. Lets write that down in our Types column in the next box. Ten is a special number that points to ordinal completion. That means it is a complete number that represent a full measure of something. So ordinal completion is the Antitype of the number 10. When we see that there are 10 of something we need to pay attention because God is wanting us to see a bit more than just the number 10.

Lets look at some examples because once again they are all over Scripture.

There is one 10 I'm sure you already know. God sent 10 of these on the Egyptians when Moses was sent by God to Egypt to deliver the Children of Israel from bondage in Egypt...

student: 10 Plagues.

teacher: Yes, there were 10 plagues. From frogs, to flies, to hail, to locusts, and more, God sends judgment upon Egypt because Pharaoh will not release His chosen people. It is important to note that there were 10 plagues, not 5, not 13, not 2, but 10. This shows ordinal completion, or God's FULL judgment. He couldn't have been more thorough. There were no more plagues that needed to be sent, and nothing less that could have been sent. ALL 10 MADE IT COMPLETE JUDGMENT UPON EGYPT.

Now for another 10. Lets think about the story of Isaac and Rebekah. Abraham sends his most trusted servant out to find a wife for his son Isaac. **Genesis 24:10, "Then the servant took ten of his master's camels and departed, for all his master's goods were in his hand. And he arose and went to Mesopotamia, to the city of Nahor."**

How many camels was that?? (Reread the verse if necessary, emphasizing the number with inflection in your voice.)

student: 10.

teacher: Ten camels. Because 10 is a Type of ordinal completion this shows us that the 10 camels represent all of Abrahams treasures. Not just a part of Abraham's treasures, but ALL of his treasures. They were shown to Rebekah to give her a glimpse of the riches of the family to which she would be part of if she would go with this servant and marry the son of this great man with the vast treasure. Rebekah willingly traveled back with the servant to become Isaac's wife.

Ok, one more 10, lets think back to last week in our parable of the virgins with the lamps and oil.

Who remembers how many virgins there were?

student: 10!

teacher: How many were foolish? How many were wise?

student: 5, 5.

teacher: Matthew 25:1 "Then the kingdom of heaven shall be likened to ten virgins who took their lamps and went out to meet the bridegroom." So, all together the wise AND the foolish virgins show us a complete picture of the church. They represent all Christians, some who will be wise and some who will be foolish.

The interesting thing about the number 10 is that although it is a number of completion of that which is in view, it is also a mathematical number that repeats itself. For example - 11 to 20, 21 to 30, 31 to 40, etc. So when we see that Egypt, which is a type of the world, is decimated by the 10 plagues we also know that in the future, the world (not just Egypt) will be decimated or brought to ruin. This will happen through famine, plagues, pestilence and war. Only after Israel repents and this complete destruction, will Christ set up His Kingdom and restore all things in the 7th day.



Type Title: Things 3, 7, 10

T Scripture:

A Scripture: Isaiah 2:2

A type is something that points to something else.

A type can be seen in a person, place, thing, or event from the Bible.

I Corinthians 10: “..Now all these things happened to them as types, and they were written for our admonition, upon whom the ends of the ages have come.”

TYPE

ANTITYPE

3	→	Divine Perfection
7	→	Perfect Completion
10	→	Ordinal Completion
	→	
	→	
	→	
	→	
	→	



When looking at Types, the two comparative words “AS” and “SO” can be used to make connections. The word “AS” is used for the Type and the word “SO” is used for the Antitype. For Example:

“AS in Adam all die, even **SO** in Christ shall all be made alive.” I Corinthians 15:22


“AS Moses lifted up the serpent in the Wilderness,
even **SO** must the Son of Man be lifted up.” John 3:14

Write some **AS** and **SO** statements below based on what you just filled in on the worksheet on the front, like the Scriptural examples given above.

[illegible]

LESSON 11: A TYPE IS A THING-NUMBERS

3



DIVINE
PERFECTION

7



PERFECT
COMPLETION

10



ORDINAL
COMPLETION

LESSON 12 : An Event can be a Type-The Sabbath

main idea: AN EVENT CAN BE A TYPE. THE SABBATH IS A TYPE OF
THE MILLENNIAL KINGDOM

materials: BIBLES
TYPES TASK SHEET
TIMELINE
TIMELINE-SABBATH WORKSHEET

NOTE TO TEACHERS: UNDERLINED WORDS IN THIS LESSON
INDICATE THOSE WORDS WHICH NEED TO BE WRITTEN ON
THE TYPES TASK SHEET.

teacher: We are going to look at our last category of Types today,
events.

Take a look at our Types definition poster; Types are people,
places, things or events from the Bible, and today we are going
to look at an event that is a Type. But first of all, just so
that we all know, an event is something that happens. It could
be a celebration, or a holiday, or an action. Events such as
those in the Bible are sometimes Types.

Turn to your types task sheet for lesson 12, and please write
Sabbath in the Type column in the first box.

This is a special event because it points to something that is
one of the main focuses of Scripture; the Seventh Day. So
across from Sabbath in the Antitype column we will write 7th

day, or Millennial Kingdom because those are two names for the same event.

We are going to talk about the Sabbath Day. That even sounds kind of similar to 'seventh day' doesn't it? The Sabbath was the seventh day of the week, Saturday. It was celebrated or kept by the Jews each week.

Remember the Jews, the Children of Israel, were God's chosen people. They came from Abraham, who was set apart by God to be the father of a new nation, the Jews. God's plan was that He would establish rulership over the earth through these people.

And God also gave the Jews laws to live by. The 10 commandments were part of the Law. The 4th commandment was, **Exodus 20: 8-10**, "Remember the Sabbath day, to keep it holy. Six days you shall labor and do all your work, but the seventh day is the Sabbath of the Lord your God. In it you shall do no work: you, nor your son, nor your daughter, nor your male servant, nor your female servant, nor your cattle, nor your stranger who is within your gates."

So, on a normal week for a Jewish person, they would do their regular work for the first six days. If they were a shepherd they would tend their sheep for six days, Sunday through Friday. If they wove cloth or fabric they would do that from Sunday through Friday. If they were a carpenter, then they would make their things from Sunday through Friday. But on Saturday no one would work because God had commanded them not to. No one in the family was allowed to work either.

So do any of you do chores around the house? (Ask the students and go around letting each of them answer.)

student: Empty dishwasher, make bed,...etc.

teacher: Well if you were Jewish, you would not be able to unload the dishwasher, etc., (fill in the blank with the chores they had said or make some up if they didn't say anything) on Saturday. No chores! You guys would probably like that wouldn't you?

And it was pretty serious if you broke the Sabbath. To break the Sabbath would mean that you did work on the Sabbath, instead of resting. Maybe you went outside and swept your porch. You

could be killed as a consequence for working on the Sabbath. This was a very, very important thing to The Lord BECAUSE of what it pointed to.

So if you were Jewish you could not work on the Sabbath, that means that you couldn't even cook food on the Sabbath! So what could you do to make sure you had food to eat on that day?

student: Cook more/double the amount on Friday.

teacher: If you couldn't work on the Sabbath, how would your animals eat and drink on Saturday? Because if you lived in Bible times your family most likely owned some animals. So how would they eat or drink on the Sabbath?

student: Leave out enough food and water for the animals on Friday.

teacher: Yes, you must prepare for the Sabbath in the days before. If you were a Jew you had to be thinking ahead to be ready for the Sabbath. You probably couldn't even leave it all until late Friday afternoon. You would have probably needed to plan your week so that seven days work could be done in six.

So the verses we read said, 'remember the Sabbath day to keep it holy.' So why would the Sabbath Day be holy? What made it set apart?

We must read the verses that follow and continue in **Exodus 20:11** "For in six days the Lord made the heavens and the earth, the sea, and all that is in them, and rested the seventh day. Therefore the Lord blessed the Sabbath day and hallowed it."

They did it because of what happened in Genesis 1! God worked six days to restore the earth and on the seventh day He rested.

The Sabbath day follows this pattern. Lets read it, "And on the seventh day God ended His work which He had done, and He rested on the seventh day from all His work which He had done. Then God blessed the seventh day and sanctified it, because in it He rested from all His work which God had created and made," Genesis 2:2-3.

How many days did God work?

student: 6

teacher: And pretty easy question, but on what day did He rest?

student: The seventh.

teacher: Yes, and how many days could the Jews work?

student: 6

teacher: And on what day did they have to rest?

student: The seventh.

teacher: Hmm, looks the same to me, does that look the same to you?

We can never think of the Sabbath day for the Jews without also thinking of the seventh day that God rested in Genesis. The two are connected, they go together.

The Sabbath was given to the Jews as a sign. **Ezekiel 20:12**

Moreover I also gave them My Sabbaths, to be a sign between them and Me, that they might know that I am the Lord who sanctifies them”.

The Sabbath pointed to something. It pointed firstly back to Genesis and the work and rest of God. But as we have seen before it also points ahead to the future when after 6,000 years of restoration work on the earth Christ will establish His Kingdom on the Seventh Day, or the last 1,000 year period. The 7th 1,000 year period like on our timeline.

(PULL OUT TIME LINE TO DEMONSTRATE. MOST LIKELY SEEING IT WILL HELP WITH UNDERSTANDING.)

We can't miss this!!!! The Sabbath is a Type that points to The Seventh day, The Kingdom of Christ. (repeat) The Sabbath is a type that points to The Seventh day, The Kingdom of Christ.

Right now we are in the sixth 'day' - - -point to area on timeline.

In this time before the seventh day, or kingdom - - -point- - -, we are working.

Do you know or have any idea what kind of work that we are to be doing?

student: Let kids answer, they may say anything from, clean the house, grocery shopping, or good works.

teacher: The work we have now, is a work only Christians can do. It isn't house work, or work like what your dad goes to each day. It's spiritual work, like kindness, patience, confessing sin, forgiving others, and many more things. When God says something and we believe it that is a good work. And God will then give us an opportunity to prove our faith as well.

If God rested on the seventh day in Genesis, and the Jews rested every Sabbath day, what will we as Christians do in the 7th Day, Christ's Kingdom?

student: Rest

teacher: Does that mean we will sit down or take naps in the Seventh Day?

student: No

teacher: That rest means, we will no longer need to be doing the spiritual good works that prove we are faithful Christians. We will have been found worthy to rule and reign with Christ in His Kingdom.

Turn to the worksheet with the three timelines on it and follow the directions.



Type Title: Events; the Sabbath

T Scripture: Exodus 20:7-10

A Scripture:

A type is something that points to something else.

A type can be seen in a person, place, thing, or event from the Bible.

I Corinthians 10: “..Now all these things happened to them as types, and they were written for our admonition, upon whom the ends of the ages have come.”

TYPE

ANTITYPE

Sabbath day



Millennial Kingdom





When looking at Types, the two comparative words “AS” and “SO” can be used to make connections. The word “AS” is used for the Type and the word “SO” is used for the Antitype. For Example:

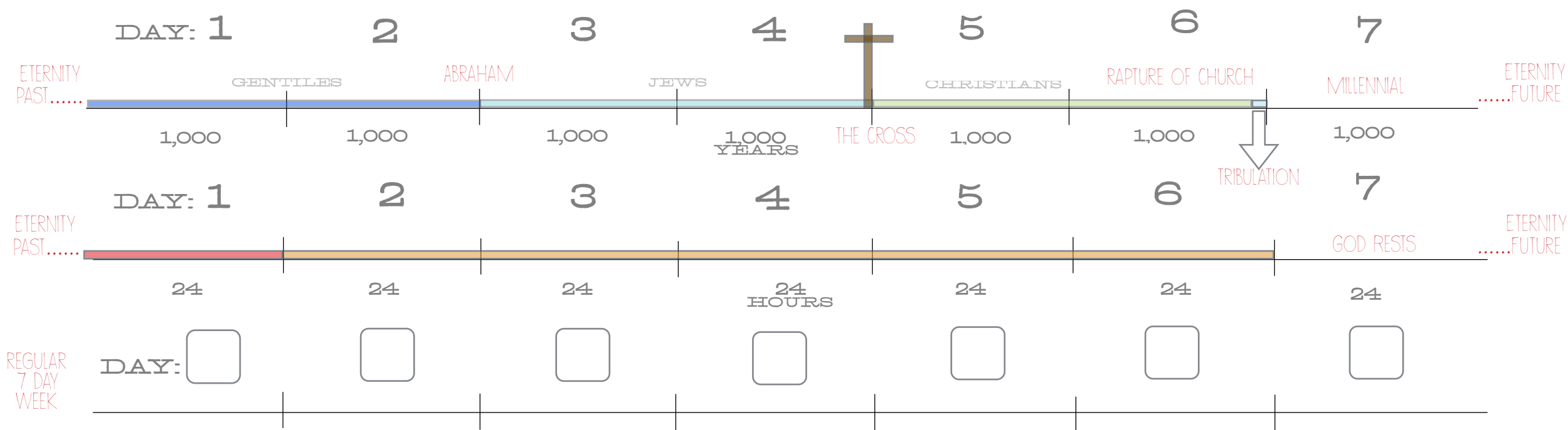
“AS in Adam all die, even **SO** in Christ shall all be made alive.” I Corinthians 15:22

“AS Moses lifted up the serpent in the Wilderness,
even **SO** must the Son of Man be lifted up.” John 3:14

Write some **AS** and **SO** statements below based on what you just filled in on the worksheet on the front, like the Scriptural examples given above.

[illegible]

.....BIBLICAL TIMELINE.....
CREATION/RESTORATION TIMELINE



Directions: Fill in the boxes with the numbers of the days of the week. Under the number 7 in the last box write, Sabbath rest on the line below the box. See how the Sabbath corresponds to God's plans for mankind!!!

LESSON 13 : Wrapping Up Types

main idea: PUTTING TYPES TOGETHER GIVES US A COMPLETE PICTURE.

materials: BIBLES

TEACHERS BRING IN A PUZZLE FROM HOME
BIBLE PAGE-HEBREWS 1:1
PUZZLE WORKSHEET

teacher: Who likes doing puzzles? (show the box of your puzzle from home)

student: Raising of hands, or "me" or "not me"

teacher: Do you ever do them as a family? Did you do them when you were younger? Do your younger siblings do them? Do your grandparents do them?

student: yes, no, ...

teacher: How do you start a puzzle? What is the very first step?

student: Dump all the pieces out and then turn them all face up.
(If they give another answer that is a step further on, guide them back with questions to this answer.)

teacher: Is there something you do with the lid of the box?

student: Set it up so that you can see the whole picture.

teacher: Good idea. That is important isn't it, so that you can look closely at sections to know what pieces you should be looking for right? The picture on the top makes each of the pieces make sense because you can see how they must fit together. Ok, so now all the pieces are facing up so that you can see them, the box lid is up, what is next? (you can do this in front of them to demonstrate if you wish and if it wouldn't be a distraction for them)

student: Do the edges first.

teacher: Yeah, many people start with the outer edge because all of those pieces have a flat edge on one side so they are easier to spot and set apart. And then you try to fill the inside in right?

Give each child a piece of the puzzle.

Have them look at it while you do the same.

teacher: Look at the piece that I gave you. What do you see on your piece?

Go around and have the children describe the image on their piece.

student: I have a ____, or I have no idea.

teacher: Ok, you can sort of tell what is in that piece. Then show the box top.

Everyone take a look at the picture on the lid with me. Can you find where the piece that you are holding fits into the whole picture?

Hold up the lid for awhile and have them point it out as they discover where it goes.

Good!

Types are like a puzzle. And each Type is like a piece of a puzzle. And when you put the Types together you get to see the whole picture of the Antitype.

Lets say there is a puzzle where the picture on the lid of the box is a picture of Jesus. There would be lots of pieces that would have parts of Jesus that you would piece together. Some would be for His feet or legs right? Some would be parts of His arm, hands and so on.

That is just how Types of Jesus Christ are in the Bible. When we put them all together, for example the Types of Adam, Isaac, Joseph, Moses, Boaz, the Passover Lamb and many more, we get a complete picture of Jesus Christ. They all must be put together to learn all we can about Him. Each Type, will give us some information or insight about Jesus. Each one may give details that may be different from the other. In Adam, and Isaac, and the Passover Lamb, we see that Jesus will be a sacrifice. We see that He must lay His life down. But it is only in the Type of Isaac that we see the detail of Him carrying wood. It is only in the Passover Lamb that we see the detail that the sacrifice must be pure, blameless, and spotless. Jesus was like that lamb, completely without sin. When we look at Adam we see that in taking the fruit that the Women offered to him, he chose to become sin that he might effect the Women's redemption. So Christ took on sin for us, so that we could be saved. You see, each Type does not contain every detail we need to see all of Christ, but when we put them together, we get the complete picture.

That would be the same about other Types, like Types of the Bride of Christ. The Types of Rebekah, Ruth, Asenath, and Zaporah must be put together, or compared so that we see the complete picture of the Bride of Christ. Do you know the stories of all those ladies? If not, it would be fun to look them up and read about them with your Mom and Dad.

Putting the Types together is also kind of like a math problem. When we add the numbers $1 + 2 + 5$ they equal 8. (Write on the board as a math problem)

We can sort of do that with Types Adam + Isaac + Joseph + Moses + Boaz = Christ. (write on board) Now we didn't put all the Types of Jesus into that problem, but I wanted to show you that so that you get the idea. They must all be put together to give us that full, complete picture of Christ, or whatever Type you are looking at.

So as we finish this unit on Types and Antitypes we must remember a few things. Put your fingers up with me as we go through them. Like we are counting them. The first one is,

1. The definition. We must remember and know what a Type actually is. Lets say/sing it together: "A type is something that points to something else, a type can be seen in a person, place, thing, or event in the Bible."
2. We must remember that once we know some of the Types, we need to put them together to get a complete picture. Now that doesn't mean we put together ALL the Types there are in the whole Bible, but we must put together the Types that go together. Like, all the Types of Christ (cup hands together like parenthesis as you say each one, just for those visual learners we might have), or all the Types of the Bride of Christ, or all the Types of Salvation, or all the Types of Baptism, or all the Types of the Tribulation are put together to get a complete picture. One way that you can begin working on that is to keep the Types Task Sheets that we have filled out. And your parents are going to have access to those as well so that you can do them at home. You can continue to study Types with your parents or as a family, or on your own as you get older! As you fill out those sheets you can organize them in a binder or folder. Sort them into some of the categories above, like Christ, Bride, Salvation, Baptism, and so on. Once you get 3 or more of one Antitype, pull them all out with Mom and Dad and see what you can piece together. Add up all the details and talk about the full picture together.
3. And the final thing we must remember about Types is that God put Types and Antitypes in Scripture on purpose. It isn't a coincidence-a situation in which events happen at the same time in a way that is not planned

out or expected-that Adam is like Christ in many ways. God planned that. It isn't a coincidence that the sacrifice of Isaac was so much like the actual sacrifice of Christ on the cross. It is no accident. God gives us His Word in this way.

Hebrews 1:1 says, God, who at various times and in various ways spoke in time past to the fathers by the prophets,

You have this on a Bible page in your notebooks that I want you to turn to. We are going to put a rectangle around the words IN VARIOUS WAYS.

Choose one of the children to pick a color and have the class circle the phrase in that color.

Ok, so I need help finding a verb here. Do you know what a verb is?

student: A word that shows action

teacher: Yes, its a word that shows action. Let's read this verse together again, it says, God, who at various times and in various ways did what?

student: Spoke.

teacher: Yes! There is our verb. God spoke. Look back at the verse. How did He speak?

student: In various times and in various ways.

teacher: God spoke in various ways. Do you know what one of those various ways was?

student: Yes or no.

teacher: One of the various ways in which God spoke was by Types and Antitypes. They are part of His word, He did it on purpose. He designed Types and Antitypes so that we could have great understanding of His plans and His ways.

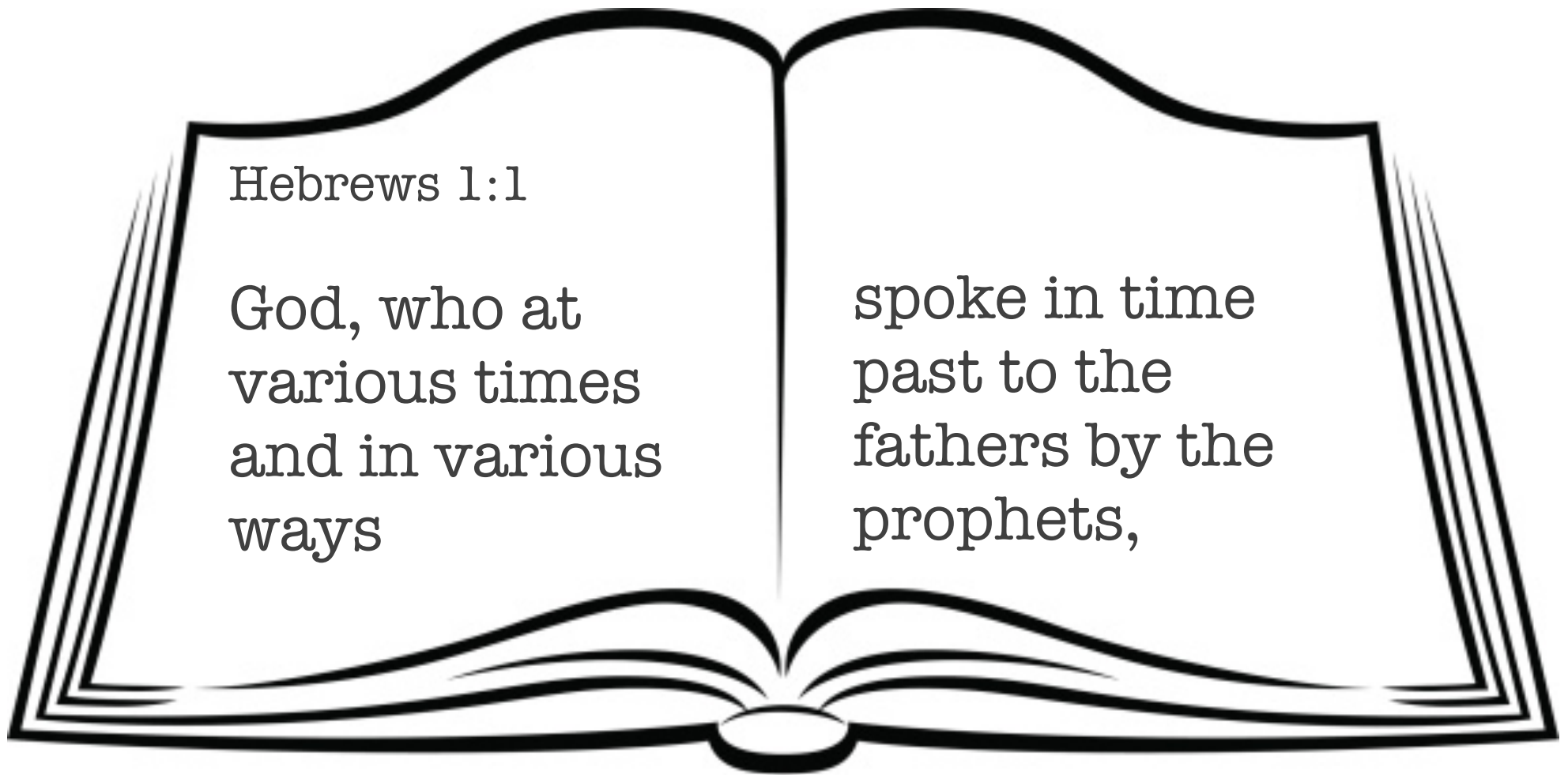
So quick review on the 3 things we need to know about Types.

1. Definition...POINT WITH FINGER
2. Add all of the Types up and put them together ROLL HANDS TOGETHER LIKE YOU ARE WHIPPING SOMETHING TOGETHER AND THEN PALMS OPEN SHOW WHAT IT IS.
3. Types and Antitypes are found in Scripture on purpose. MAKE A 'T' AND 'A' IN AMERICAN SIGN LANGUAGE (you may need to google that to see what they are) AND THEN POUND YOUR FIST ON YOUR OPPOSITE HAND FOR ON PURPOSE.


Run through a few times with motions and repeating the three reminders.

We will close with a puzzle sheet. Each piece has the name of a person or thing that is a Type of Christ, they are typed lightly. I want you to draw a picture of Jesus on top of it. It must be big enough to be in each piece. Then I want you to color it. We are doing this to show just what we talked about today. Once we know Types we put them together to get the complete picture.

Then if we have time, you can cut it up and put it together. Have you mom and dad or siblings try to do it at home.



LESSON 13: WRAPPING UP TYPES



Draw a picture of Jesus on this puzzle over the names typed on the pieces. This will help us to remember that when we put together all the Types they give us a complete picture.

